

25/12 130 2 1513692200180002

RIACHUELO

15136922001
BONE INFO I24 131
02362 V2109
PAREDE INVERNO 26
CROSS CONFEC



TAM.

U

R\$ **59,99**

25/12 130 2 1513692200180002

RIACHUELO

15136922001
BONE INFO I24 131
02362 V2109
PAREDE INVERNO 26
CROSS CONFEC



TAM.

U

R\$ **59,99**

25/12 130 2 1513692200180004

RIACHUELO

15136922001
BONE INFO I24 131
02362 V2109
PAREDE INVERNO 26
CROSS CONFEC



TAM.

U

R\$ **59,99**

25/12 130 2 1513692200180004

RIACHUELO

15136922001
BONE INFO I24 131
02362 V2109
PAREDE INVERNO 26
CROSS CONFEC



TAM.

U

R\$ **59,99**

25/12 130 2 1513692200180006

RIACHUELO

15136922001
BONE INFO I24 131
02362 V2109
PAREDE INVERNO 26
CROSS CONFEC



TAM.

U

R\$ **59,99**

25/12 130 2 1513692200180006

RIACHUELO

15136922001
BONE INFO I24 131
02362 V2109
PAREDE INVERNO 26
CROSS CONFEC



TAM.

U

R\$ **59,99**

25/12 130 2 1513692200180007

RIACHUELO

15136922001
BONE INFO I24 131
02362 V2109
PAREDE INVERNO 26
CROSS CONFEC



TAM.

U

R\$ **59,99**

25/12 130 2 1513692200180008

RIACHUELO

15136922001
BONE INFO I24 131
02362 V2109
PAREDE INVERNO 26
CROSS CONFEC



TAM.

U

R\$ **59,99**

25/12 130 2 1513692200180009

RIACHUELO

15136922001
BONE INFO I24 131
02362 V2109
PAREDE INVERNO 26
CROSS CONFEC



TAM.

U

R\$ **59,99**

25/12 130 2 1513692200180010

RIACHUELO

15136922001
BONE INFO I24 131
02362 V2109
PAREDE INVERNO 26
CROSS CONFEC



TAM.

U

R\$ **59,99**

25/12 130 2 1513692200180011

RIACHUELO

15136922001
BONE INFO I24 131
02362 V2109
PAREDE INVERNO 26
CROSS CONFEC



TAM.

U

R\$ **59,99**

25/12 130 2 1513692200180012

RIACHUELO

15136922001
BONE INFO I24 131
02362 V2109
PAREDE INVERNO 26
CROSS CONFEC



TAM.

U

R\$ **59,99**

25/12 130 2 1513692200180013

RIACHUELO

15136922001
BONE INFO I24 131
02362 V2109
PAREDE INVERNO 26
CROSS CONFEC



TAM.

U

R\$ **59,99**

25/12 130 2 1513692200180014

RIACHUELO

15136922001
BONE INFO I24 131
02362 V2109
PAREDE INVERNO 26
CROSS CONFEC



TAM.

U

R\$ **59,99**

25/12 130 2 1513692200180015

RIACHUELO

15136922001
BONE INFO I24 131
02362 V2109
PAREDE INVERNO 26
CROSS CONFEC



TAM.

U

R\$ **59,99**

25/12 130 2 1513692200180016

RIACHUELO

15136922001
BONE INFO I24 131
02362 V2109
PAREDE INVERNO 26
CROSS CONFEC



TAM.

U

R\$ **59,99**

25/12 130 2 15136922001800017

RIACHUELO

15136922001
BONE INFO I24 131
02362 V2109
PAREDE INVERNO 26
CROSS CONFEC



TAM.

U

R\$ **59,99**

25/12 130 2 15136922001800018

RIACHUELO

15136922001
BONE INFO I24 131
02362 V2109
PAREDE INVERNO 26
CROSS CONFEC



TAM.

U

R\$ **59,99**

25/12 130 2 15136922001800019

RIACHUELO

15136922001
BONE INFO I24 131
02362 V2109
PAREDE INVERNO 26
CROSS CONFEC



TAM.

U

R\$ **59,99**

25/12 130 2 15136922001800020

RIACHUELO

15136922001
BONE INFO I24 131
02362 V2109
PAREDE INVERNO 26
CROSS CONFEC



TAM.

U

R\$ **59,99**

25/12 130 2 15136922001800021

RIACHUELO

15136922001
BONE INFO I24 131
02362 V2109
PAREDE INVERNO 26
CROSS CONFEC



TAM.

U

R\$ **59,99**

25/12 130 2 15136922001800022

RIACHUELO

15136922001
BONE INFO I24 131
02362 V2109
PAREDE INVERNO 26
CROSS CONFEC



TAM.

U

R\$ **59,99**

25/12 130 2 15136922001800023

RIACHUELO

15136922001
BONE INFO I24 131
02362 V2109
PAREDE INVERNO 26
CROSS CONFEC



TAM.


U

R\$ **59,99**

25/12 130 2 15136922001800024

RIACHUELO

15136922001
BONE INFO I24 131
02362 V2109
PAREDE INVERNO 26
CROSS CONFEC



TAM.

U

R\$ **59,99**

25/12 130 2 15136922001800025

RIACHUELO

15136922001
BONE INFO I24 131
02362 V2109
PAREDE INVERNO 26
CROSS CONFEC



TAM.

U

R\$ **59,99**

25/12 130 2 15136922001800026

RIACHUELO

15136922001
BONE INFO I24 131
02362 V2109
PAREDE INVERNO 26
CROSS CONFEC



TAM.

U

R\$ **59,99**

25/12 130 2 15136922001800027

RIACHUELO

15136922001
BONE INFO I24 131
02362 V2109
PAREDE INVERNO 26
CROSS CONFEC



TAM.


U

R\$ **59,99**

25/12 130 2 15136922001800028

RIACHUELO

15136922001
BONE INFO I24 131
02362 V2109
PAREDE INVERNO 26
CROSS CONFEC



TAM.

U

R\$ **59,99**

25/12 130 2 15136922001800029

RIACHUELO

15136922001
BONE INFO I24 131
02362 V2109
PAREDE INVERNO 26
CROSS CONFEC



TAM.

U

R\$ **59,99**

25/12 130 2 15136922001800030

RIACHUELO

15136922001
BONE INFO I24 131
02362 V2109
PAREDE INVERNO 26
CROSS CONFEC



TAM.

U

R\$ **59,99**

25/12 130 2 15136922001800031

RIACHUELO

15136922001
BONE INFO I24 131
02362 V2109
PAREDE INVERNO 26
CROSS CONFEC



TAM.

U

R\$ **59,99**

25/12 130 2 15136922001800032

RIACHUELO

15136922001
BONE INFO I24 131
02362 V2109
PAREDE INVERNO 26
CROSS CONFEC



TAM.

U

R\$ **59,99**

25/12 130 2 1513692200180033

RIACHUELO

15136922001
BONE INFO I24 131
02362 V2109
PAREDE INVERNO 26
CROSS CONFEC



TAM.

U

R\$ **59,99**

25/12 130 2 1513692200180034

RIACHUELO

15136922001
BONE INFO I24 131
02362 V2109
PAREDE INVERNO 26
CROSS CONFEC



TAM.

U

R\$ **59,99**

25/12 130 2 1513692200180035

RIACHUELO

15136922001
BONE INFO I24 131
02362 V2109
PAREDE INVERNO 26
CROSS CONFEC



TAM.

U

R\$ **59,99**

25/12 130 2 1513692200180036

RIACHUELO

15136922001
BONE INFO I24 131
02362 V2109
PAREDE INVERNO 26
CROSS CONFEC



TAM.

U

R\$ **59,99**

25/12 130 2 1513692200180037

RIACHUELO

15136922001
BONE INFO I24 131
02362 V2109
PAREDE INVERNO 26
CROSS CONFEC



TAM.

U

R\$ **59,99**

25/12 130 2 1513692200180038

RIACHUELO

15136922001
BONE INFO I24 131
02362 V2109
PAREDE INVERNO 26
CROSS CONFEC



TAM.

U

R\$ **59,99**

25/12 130 2 1513692200180039

RIACHUELO

15136922001
BONE INFO I24 131
02362 V2109
PAREDE INVERNO 26
CROSS CONFEC



TAM.

U

R\$ **59,99**

25/12 130 2 1513692200180040

RIACHUELO

15136922001
BONE INFO I24 131
02362 V2109
PAREDE INVERNO 26
CROSS CONFEC



TAM.

U

R\$ **59,99**

25/12 130 2 1513692200180041

RIACHUELO

15136922001
BONE INFO I24 131
02362 V2109
PAREDE INVERNO 26
CROSS CONFEC



TAM.

U

R\$ **59,99**

25/12 130 2 1513692200180042

RIACHUELO

15136922001
BONE INFO I24 131
02362 V2109
PAREDE INVERNO 26
CROSS CONFEC



TAM.

U

R\$ **59,99**

25/12 130 2 1513692200180043

RIACHUELO

15136922001
BONE INFO I24 131
02362 V2109
PAREDE INVERNO 26
CROSS CONFEC



TAM.

U

R\$ **59,99**

25/12 130 2 1513692200180044

RIACHUELO

15136922001
BONE INFO I24 131
02362 V2109
PAREDE INVERNO 26
CROSS CONFEC



TAM.

U

R\$ **59,99**

25/12 130 2 1513692200180045

RIACHUELO

15136922001
BONE INFO I24 131
02362 V2109
PAREDE INVERNO 26
CROSS CONFEC



TAM.

U

R\$ **59,99**

25/12 130 2 1513692200180046

RIACHUELO

15136922001
BONE INFO I24 131
02362 V2109
PAREDE INVERNO 26
CROSS CONFEC



TAM.

U

R\$ **59,99**

25/12 130 2 1513692200180047

RIACHUELO

15136922001
BONE INFO I24 131
02362 V2109
PAREDE INVERNO 26
CROSS CONFEC



TAM.

U

R\$ **59,99**

25/12 130 2 1513692200180048

RIACHUELO

15136922001
BONE INFO I24 131
02362 V2109
PAREDE INVERNO 26
CROSS CONFEC



TAM.

U

R\$ **59,99**

25/12 130 2 1513692200180049

RIACHUELO

15136922001
BONE INFO I24 131
02362 V2109
PAREDE INVERNO 26
CROSS CONFEC



TAM.

U

R\$ **59,99**

25/12 130 2 1513692200180050

RIACHUELO

15136922001
BONE INFO I24 131
02362 V2109
PAREDE INVERNO 26
CROSS CONFEC



TAM.

U

R\$ **59,99**

25/12 130 2 1513692200180051

RIACHUELO

15136922001
BONE INFO I24 131
02362 V2109
PAREDE INVERNO 26
CROSS CONFEC



TAM.

U

R\$ **59,99**

25/12 130 2 1513692200180052

RIACHUELO

15136922001
BONE INFO I24 131
02362 V2109
PAREDE INVERNO 26
CROSS CONFEC



TAM.

U

R\$ **59,99**

25/12 130 2 1513692200180053

RIACHUELO

15136922001
BONE INFO I24 131
02362 V2109
PAREDE INVERNO 26
CROSS CONFEC



TAM.

U

R\$ **59,99**

25/12 130 2 1513692200180054

RIACHUELO

15136922001
BONE INFO I24 131
02362 V2109
PAREDE INVERNO 26
CROSS CONFEC



TAM.

U

R\$ **59,99**

25/12 130 2 1513692200180055

RIACHUELO

15136922001
BONE INFO I24 131
02362 V2109
PAREDE INVERNO 26
CROSS CONFEC



TAM.

U

R\$ **59,99**

25/12 130 2 1513692200180056

RIACHUELO

15136922001
BONE INFO I24 131
02362 V2109
PAREDE INVERNO 26
CROSS CONFEC



TAM.

U

R\$ **59,99**

25/12 130 2 1513692200180057

RIACHUELO

15136922001
BONE INFO I24 131
02362 V2109
PAREDE INVERNO 26
CROSS CONFEC



TAM.

U

R\$ **59,99**

25/12 130 2 1513692200180058

RIACHUELO

15136922001
BONE INFO I24 131
02362 V2109
PAREDE INVERNO 26
CROSS CONFEC



TAM.

U

R\$ **59,99**

25/12 130 2 1513692200180059

RIACHUELO

15136922001
BONE INFO I24 131
02362 V2109
PAREDE INVERNO 26
CROSS CONFEC



TAM.

U

R\$ **59,99**

25/12 130 2 1513692200180060

RIACHUELO

15136922001
BONE INFO I24 131
02362 V2109
PAREDE INVERNO 26
CROSS CONFEC



TAM.

U

R\$ **59,99**

25/12 130 2 1513692200180061

RIACHUELO

15136922001
BONE INFO I24 131
02362 V2109
PAREDE INVERNO 26
CROSS CONFEC



TAM.

U

R\$ **59,99**

25/12 130 2 1513692200180062

RIACHUELO

15136922001
BONE INFO I24 131
02362 V2109
PAREDE INVERNO 26
CROSS CONFEC



TAM.

U

R\$ **59,99**

25/12 130 2 1513692200180063

RIACHUELO

15136922001
BONE INFO I24 131
02362 V2109
PAREDE INVERNO 26
CROSS CONFEC



TAM.

U

R\$ **59,99**

25/12 130 2 1513692200180064

RIACHUELO

15136922001
BONE INFO I24 131
02362 V2109
PAREDE INVERNO 26
CROSS CONFEC



TAM.

U

R\$ **59,99**

25/12 130 2 1513692200180065

RIACHUELO

15136922001
BONE INFO I24 131
02362 V2109
PAREDE INVERNO 26
CROSS CONFEC



TAM.

U

R\$ **59,99**

25/12 130 2 1513692200180066

RIACHUELO

15136922001
BONE INFO I24 131
02362 V2109
PAREDE INVERNO 26
CROSS CONFEC



TAM.

U

R\$ **59,99**

25/12 130 2 1513692200180067

RIACHUELO

15136922001
BONE INFO I24 131
02362 V2109
PAREDE INVERNO 26
CROSS CONFEC



TAM.

U

R\$ **59,99**

25/12 130 2 1513692200180068

RIACHUELO

15136922001
BONE INFO I24 131
02362 V2109
PAREDE INVERNO 26
CROSS CONFEC



TAM.

U

R\$ **59,99**

25/12 130 2 1513692200180069

RIACHUELO

15136922001
BONE INFO I24 131
02362 V2109
PAREDE INVERNO 26
CROSS CONFEC



TAM.

U

R\$ **59,99**

25/12 130 2 1513692200180070

RIACHUELO

15136922001
BONE INFO I24 131
02362 V2109
PAREDE INVERNO 26
CROSS CONFEC



TAM.

U

R\$ **59,99**

25/12 130 2 1513692200180071

RIACHUELO

15136922001
BONE INFO I24 131
02362 V2109
PAREDE INVERNO 26
CROSS CONFEC



TAM.

U

R\$ **59,99**

25/12 130 2 1513692200180072

RIACHUELO

15136922001
BONE INFO I24 131
02362 V2109
PAREDE INVERNO 26
CROSS CONFEC



TAM.

U

R\$ **59,99**

25/12 130 2 1513692200180073

RIACHUELO

15136922001
BONE INFO I24 131
02362 V2109
PAREDE INVERNO 26
CROSS CONFEC



TAM.

U

R\$ **59,99**

25/12 130 2 1513692200180074

RIACHUELO

15136922001
BONE INFO I24 131
02362 V2109
PAREDE INVERNO 26
CROSS CONFEC



TAM.

U

R\$ **59,99**

25/12 130 2 1513692200180075

RIACHUELO

15136922001
BONE INFO I24 131
02362 V2109
PAREDE INVERNO 26
CROSS CONFEC



TAM.

U

R\$ **59,99**

25/12 130 2 1513692200180076

RIACHUELO

15136922001
BONE INFO I24 131
02362 V2109
PAREDE INVERNO 26
CROSS CONFEC



TAM.

U

R\$ **59,99**

25/12 130 2 1513692200180077

RIACHUELO

15136922001
BONE INFO I24 131
02362 V2109
PAREDE INVERNO 26
CROSS CONFEC



TAM.

U

R\$ **59,99**

25/12 130 2 1513692200180078

RIACHUELO

15136922001
BONE INFO I24 131
02362 V2109
PAREDE INVERNO 26
CROSS CONFEC



TAM.

U

R\$ **59,99**

25/12 130 2 1513692200180079

RIACHUELO

15136922001
BONE INFO I24 131
02362 V2109
PAREDE INVERNO 26
CROSS CONFEC



TAM.

U

R\$ **59,99**

25/12 130 2 1513692200180080

RIACHUELO

15136922001
BONE INFO I24 131
02362 V2109
PAREDE INVERNO 26
CROSS CONFEC



TAM.

U

R\$ **59,99**

25/12 130 2 1513692200180081

RIACHUELO

15136922001
BONE INFO I24 131
02362 V2109
PAREDE INVERNO 26
CROSS CONFEC



TAM.

U

R\$ **59,99**

25/12 130 2 1513692200180082

RIACHUELO

15136922001
BONE INFO I24 131
02362 V2109
PAREDE INVERNO 26
CROSS CONFEC



TAM.

U

R\$ **59,99**

25/12 130 2 1513692200180083

RIACHUELO

15136922001
BONE INFO I24 131
02362 V2109
PAREDE INVERNO 26
CROSS CONFEC



TAM.

U

R\$ **59,99**

25/12 130 2 1513692200180084

RIACHUELO

15136922001
BONE INFO I24 131
02362 V2109
PAREDE INVERNO 26
CROSS CONFEC



TAM.

U

R\$ **59,99**

25/12 130 2 1513692200180085

RIACHUELO

15136922001
BONE INFO I24 131
02362 V2109
PAREDE INVERNO 26
CROSS CONFEC



TAM.

U

R\$ **59,99**

25/12 130 2 1513692200180086

RIACHUELO

15136922001
BONE INFO I24 131
02362 V2109
PAREDE INVERNO 26
CROSS CONFEC



TAM.

U

R\$ **59,99**

25/12 130 2 1513692200180087

RIACHUELO

15136922001
BONE INFO I24 131
02362 V2109
PAREDE INVERNO 26
CROSS CONFEC



TAM.

U

R\$ **59,99**

25/12 130 2 1513692200180088

RIACHUELO

15136922001
BONE INFO I24 131
02362 V2109
PAREDE INVERNO 26
CROSS CONFEC



TAM.

U

R\$ **59,99**

25/12 130 2 1513692200180089

RIACHUELO

15136922001
BONE INFO I24 131
02362 V2109
PAREDE INVERNO 26
CROSS CONFEC



TAM.

U

R\$ **59,99**

25/12 130 2 1513692200180090

RIACHUELO

15136922001
BONE INFO I24 131
02362 V2109
PAREDE INVERNO 26
CROSS CONFEC



TAM.

U

R\$ **59,99**

25/12 130 2 1513692200180091

RIACHUELO

15136922001
BONE INFO I24 131
02362 V2109
PAREDE INVERNO 26
CROSS CONFEC



TAM.

U

R\$ **59,99**

25/12 130 2 1513692200180092

RIACHUELO

15136922001
BONE INFO I24 131
02362 V2109
PAREDE INVERNO 26
CROSS CONFEC



TAM.

U

R\$ **59,99**

25/12 130 2 1513692200180093

RIACHUELO

15136922001
BONE INFO I24 131
02362 V2109
PAREDE INVERNO 26
CROSS CONFEC



TAM.

U

R\$ **59,99**

25/12 130 2 1513692200180094

RIACHUELO

15136922001
BONE INFO I24 131
02362 V2109
PAREDE INVERNO 26
CROSS CONFEC



TAM.

U

R\$ **59,99**

25/12 130 2 1513692200180095

RIACHUELO

15136922001
BONE INFO I24 131
02362 V2109
PAREDE INVERNO 26
CROSS CONFEC



TAM.

U

R\$ **59,99**

25/12 130 2 1513692200180096

RIACHUELO

15136922001
BONE INFO I24 131
02362 V2109
PAREDE INVERNO 26
CROSS CONFEC



TAM.

U

R\$ **59,99**

25/12 130 2 1513692200180097

RIACHUELO

15136922001
BONE INFO I24 131
02362 V2109
PAREDE INVERNO 26
CROSS CONFEC



TAM.

U

R\$ **59,99**

25/12 130 2 1513692200180098

RIACHUELO

15136922001
BONE INFO I24 131
02362 V2109
PAREDE INVERNO 26
CROSS CONFEC



TAM.

U

R\$ **59,99**

25/12 130 2 1513692200180099

RIACHUELO

15136922001
BONE INFO I24 131
02362 V2109
PAREDE INVERNO 26
CROSS CONFEC



TAM.

U

R\$ **59,99**

25/12 130 2 1513692200180100

RIACHUELO

15136922001
BONE INFO I24 131
02362 V2109
PAREDE INVERNO 26
CROSS CONFEC



TAM.

U

R\$ **59,99**

25/12 130 2 1513692200180101

RIACHUELO

15136922001
BONE INFO I24 131
02362 V2109
PAREDE INVERNO 26
CROSS CONFEC



TAM.

U

R\$ **59,99**

25/12 130 2 1513692200180102

RIACHUELO

15136922001
BONE INFO I24 131
02362 V2109
PAREDE INVERNO 26
CROSS CONFEC



TAM.

U

R\$ **59,99**

25/12 130 2 1513692200180103

RIACHUELO

15136922001
BONE INFO I24 131
02362 V2109
PAREDE INVERNO 26
CROSS CONFEC



TAM.

U

R\$ **59,99**

25/12 130 2 1513692200180104

RIACHUELO

15136922001
BONE INFO I24 131
02362 V2109
PAREDE INVERNO 26
CROSS CONFEC



TAM.

U

R\$ **59,99**

25/12 130 2 1513692200180105

RIACHUELO

15136922001
BONE INFO I24 131
02362 V2109
PAREDE INVERNO 26
CROSS CONFEC



TAM.

U

R\$ **59,99**

25/12 130 2 1513692200180106

RIACHUELO

15136922001
BONE INFO I24 131
02362 V2109
PAREDE INVERNO 26
CROSS CONFEC



TAM.

U

R\$ **59,99**

25/12 130 2 1513692200180107

RIACHUELO

15136922001
BONE INFO I24 131
02362 V2109
PAREDE INVERNO 26
CROSS CONFEC



TAM.

U

R\$ **59,99**

25/12 130 2 1513692200180108

RIACHUELO

15136922001
BONE INFO I24 131
02362 V2109
PAREDE INVERNO 26
CROSS CONFEC



TAM.

U

R\$ **59,99**

25/12 130 2 1513692200180109

RIACHUELO

15136922001
BONE INFO I24 131
02362 V2109
PAREDE INVERNO 26
CROSS CONFEC



TAM.

U

R\$ **59,99**

25/12 130 2 1513692200180110

RIACHUELO

15136922001
BONE INFO I24 131
02362 V2109
PAREDE INVERNO 26
CROSS CONFEC



TAM.

U

R\$ **59,99**

25/12 130 2 1513692200180111

RIACHUELO

15136922001
BONE INFO I24 131
02362 V2109
PAREDE INVERNO 26
CROSS CONFEC



TAM.

U

R\$ **59,99**

25/12 130 2 1513692200180112

RIACHUELO

15136922001
BONE INFO I24 131
02362 V2109
PAREDE INVERNO 26
CROSS CONFEC



TAM.

U

R\$ **59,99**

25/12 130 2 15136922001800113

RIACHUELO

15136922001
BONE INFO I24 131
02362 V2109
PAREDE INVERNO 26
CROSS CONFEC



TAM.

U

R\$ **59,99**

25/12 130 2 15136922001800114

RIACHUELO

15136922001
BONE INFO I24 131
02362 V2109
PAREDE INVERNO 26
CROSS CONFEC



TAM.

U

R\$ **59,99**

25/12 130 2 15136922001800115

RIACHUELO

15136922001
BONE INFO I24 131
02362 V2109
PAREDE INVERNO 26
CROSS CONFEC



TAM.

U

R\$ **59,99**

25/12 130 2 15136922001800116

RIACHUELO

15136922001
BONE INFO I24 131
02362 V2109
PAREDE INVERNO 26
CROSS CONFEC



TAM.

U

R\$ **59,99**

25/12 130 2 15136922001800117

RIACHUELO

15136922001
BONE INFO I24 131
02362 V2109
PAREDE INVERNO 26
CROSS CONFEC



TAM.

U

R\$ **59,99**

25/12 130 2 15136922001800118

RIACHUELO

15136922001
BONE INFO I24 131
02362 V2109
PAREDE INVERNO 26
CROSS CONFEC



TAM.

U

R\$ **59,99**

25/12 130 2 15136922001800119

RIACHUELO

15136922001
BONE INFO I24 131
02362 V2109
PAREDE INVERNO 26
CROSS CONFEC



TAM.

U

R\$ **59,99**

25/12 130 2 15136922001800120

RIACHUELO

15136922001
BONE INFO I24 131
02362 V2109
PAREDE INVERNO 26
CROSS CONFEC



TAM.

U

R\$ **59,99**

25/12 130 2 15136922001800121

RIACHUELO

15136922001
BONE INFO I24 131
02362 V2109
PAREDE INVERNO 26
CROSS CONFEC



TAM.

U

R\$ **59,99**

25/12 130 2 15136922001800122

RIACHUELO

15136922001
BONE INFO I24 131
02362 V2109
PAREDE INVERNO 26
CROSS CONFEC



TAM.

U

R\$ **59,99**

25/12 130 2 15136922001800123

RIACHUELO

15136922001
BONE INFO I24 131
02362 V2109
PAREDE INVERNO 26
CROSS CONFEC



TAM.

U

R\$ **59,99**

25/12 130 2 15136922001800124

RIACHUELO

15136922001
BONE INFO I24 131
02362 V2109
PAREDE INVERNO 26
CROSS CONFEC



TAM.

U

R\$ **59,99**

25/12 130 2 15136922001800125

RIACHUELO

15136922001
BONE INFO I24 131
02362 V2109
PAREDE INVERNO 26
CROSS CONFEC



TAM.

U

R\$ **59,99**

25/12 130 2 15136922001800126

RIACHUELO

15136922001
BONE INFO I24 131
02362 V2109
PAREDE INVERNO 26
CROSS CONFEC



TAM.

U

R\$ **59,99**

25/12 130 2 15136922001800127

RIACHUELO

15136922001
BONE INFO I24 131
02362 V2109
PAREDE INVERNO 26
CROSS CONFEC



TAM.

U

R\$ **59,99**

25/12 130 2 15136922001800128

RIACHUELO

15136922001
BONE INFO I24 131
02362 V2109
PAREDE INVERNO 26
CROSS CONFEC



TAM.

U

R\$ **59,99**

25/12 130 2 1513692200180130

RIACHUELO

15136922001
BONE INFO I24 131
02362 V2109
PAREDE INVERNO 26
CROSS CONFEC



TAM.

U

R\$ **59,99**

25/12 130 2 1513692200180130

RIACHUELO

15136922001
BONE INFO I24 131
02362 V2109
PAREDE INVERNO 26
CROSS CONFEC



TAM.

U

R\$ **59,99**

25/12 130 2 1513692200180131

RIACHUELO

15136922001
BONE INFO I24 131
02362 V2109
PAREDE INVERNO 26
CROSS CONFEC



TAM.

U

R\$ **59,99**

25/12 130 2 1513692200180132

RIACHUELO

15136922001
BONE INFO I24 131
02362 V2109
PAREDE INVERNO 26
CROSS CONFEC



TAM.

U

R\$ **59,99**

25/12 130 2 1513692200180133

RIACHUELO

15136922001
BONE INFO I24 131
02362 V2109
PAREDE INVERNO 26
CROSS CONFEC



TAM.

U

R\$ **59,99**

25/12 130 2 1513692200180134

RIACHUELO

15136922001
BONE INFO I24 131
02362 V2109
PAREDE INVERNO 26
CROSS CONFEC



TAM.

U

R\$ **59,99**

25/12 130 2 1513692200180135

RIACHUELO

15136922001
BONE INFO I24 131
02362 V2109
PAREDE INVERNO 26
CROSS CONFEC



TAM.

U

R\$ **59,99**

25/12 130 2 1513692200180136

RIACHUELO

15136922001
BONE INFO I24 131
02362 V2109
PAREDE INVERNO 26
CROSS CONFEC



TAM.

U

R\$ **59,99**

25/12 130 2 1513692200180137

RIACHUELO

15136922001
BONE INFO I24 131
02362 V2109
PAREDE INVERNO 26
CROSS CONFEC



TAM.

U

R\$ **59,99**

25/12 130 2 1513692200180138

RIACHUELO

15136922001
BONE INFO I24 131
02362 V2109
PAREDE INVERNO 26
CROSS CONFEC



TAM.

U

R\$ **59,99**

25/12 130 2 1513692200180139

RIACHUELO

15136922001
BONE INFO I24 131
02362 V2109
PAREDE INVERNO 26
CROSS CONFEC



TAM.

U

R\$ **59,99**

25/12 130 2 1513692200180140

RIACHUELO

15136922001
BONE INFO I24 131
02362 V2109
PAREDE INVERNO 26
CROSS CONFEC



TAM.

U

R\$ **59,99**

25/12 130 2 1513692200180141

RIACHUELO

15136922001
BONE INFO I24 131
02362 V2109
PAREDE INVERNO 26
CROSS CONFEC



TAM.

U

R\$ **59,99**

25/12 130 2 1513692200180142

RIACHUELO

15136922001
BONE INFO I24 131
02362 V2109
PAREDE INVERNO 26
CROSS CONFEC



TAM.

U

R\$ **59,99**

25/12 130 2 1513692200180143

RIACHUELO

15136922001
BONE INFO I24 131
02362 V2109
PAREDE INVERNO 26
CROSS CONFEC



TAM.

U

R\$ **59,99**

25/12 130 2 1513692200180144

RIACHUELO

15136922001
BONE INFO I24 131
02362 V2109
PAREDE INVERNO 26
CROSS CONFEC



TAM.

U

R\$ **59,99**

25/12 130 2 1513692200180145

RIACHUELO

15136922001
BONE INFO I24 131
02362 V2109
PAREDE INVERNO 26
CROSS CONFEC



TAM.

U

R\$ **59,99**

25/12 130 2 1513692200180146

RIACHUELO

15136922001
BONE INFO I24 131
02362 V2109
PAREDE INVERNO 26
CROSS CONFEC



TAM.

U

R\$ **59,99**

25/12 130 2 1513692200180147

RIACHUELO

15136922001
BONE INFO I24 131
02362 V2109
PAREDE INVERNO 26
CROSS CONFEC



TAM.

U

R\$ **59,99**

25/12 130 2 1513692200180148

RIACHUELO

15136922001
BONE INFO I24 131
02362 V2109
PAREDE INVERNO 26
CROSS CONFEC



TAM.

U

R\$ **59,99**

25/12 130 2 1513692200180149

RIACHUELO

15136922001
BONE INFO I24 131
02362 V2109
PAREDE INVERNO 26
CROSS CONFEC



TAM.

U

R\$ **59,99**

25/12 130 2 1513692200180150

RIACHUELO

15136922001
BONE INFO I24 131
02362 V2109
PAREDE INVERNO 26
CROSS CONFEC



TAM.

U

R\$ **59,99**

25/12 130 2 1513692200180151

RIACHUELO

15136922001
BONE INFO I24 131
02362 V2109
PAREDE INVERNO 26
CROSS CONFEC



TAM.

U

R\$ **59,99**

25/12 130 2 1513692200180152

RIACHUELO

15136922001
BONE INFO I24 131
02362 V2109
PAREDE INVERNO 26
CROSS CONFEC



TAM.

U

R\$ **59,99**

25/12 130 2 1513692200180153

RIACHUELO

15136922001
BONE INFO I24 131
02362 V2109
PAREDE INVERNO 26
CROSS CONFEC



TAM.

U

R\$ **59,99**

25/12 130 2 1513692200180154

RIACHUELO

15136922001
BONE INFO I24 131
02362 V2109
PAREDE INVERNO 26
CROSS CONFEC



TAM.

U

R\$ **59,99**

25/12 130 2 1513692200180155

RIACHUELO

15136922001
BONE INFO I24 131
02362 V2109
PAREDE INVERNO 26
CROSS CONFEC



TAM.

U

R\$ **59,99**

25/12 130 2 1513692200180156

RIACHUELO

15136922001
BONE INFO I24 131
02362 V2109
PAREDE INVERNO 26
CROSS CONFEC



TAM.

U

R\$ **59,99**

25/12 130 2 1513692200180157

RIACHUELO

15136922001
BONE INFO I24 131
02362 V2109
PAREDE INVERNO 26
CROSS CONFEC



TAM.

U

R\$ **59,99**

25/12 130 2 1513692200180158

RIACHUELO

15136922001
BONE INFO I24 131
02362 V2109
PAREDE INVERNO 26
CROSS CONFEC



TAM.

U

R\$ **59,99**

25/12 130 2 1513692200180159

RIACHUELO

15136922001
BONE INFO I24 131
02362 V2109
PAREDE INVERNO 26
CROSS CONFEC



TAM.

U

R\$ **59,99**

25/12 130 2 1513692200180160

RIACHUELO

15136922001
BONE INFO I24 131
02362 V2109
PAREDE INVERNO 26
CROSS CONFEC



TAM.

U

R\$ **59,99**

25/12 130 2 1513692200180161

RIACHUELO

15136922001
BONE INFO I24 131
02362 V2109
PAREDE INVERNO 26
CROSS CONFEC



TAM.

U

R\$ **59,99**

25/12 130 2 1513692200180162

RIACHUELO

15136922001
BONE INFO I24 131
02362 V2109
PAREDE INVERNO 26
CROSS CONFEC



TAM.

U

R\$ **59,99**

25/12 130 2 1513692200180163

RIACHUELO

15136922001
BONE INFO I24 131
02362 V2109
PAREDE INVERNO 26
CROSS CONFEC



TAM.

U

R\$ **59,99**

25/12 130 2 1513692200180164

RIACHUELO

15136922001
BONE INFO I24 131
02362 V2109
PAREDE INVERNO 26
CROSS CONFEC



TAM.

U

R\$ **59,99**

25/12 130 2 1513692200180165

RIACHUELO

15136922001
BONE INFO I24 131
02362 V2109
PAREDE INVERNO 26
CROSS CONFEC



TAM.

U

R\$ **59,99**

25/12 130 2 1513692200180166

RIACHUELO

15136922001
BONE INFO I24 131
02362 V2109
PAREDE INVERNO 26
CROSS CONFEC



TAM.

U

R\$ **59,99**

25/12 130 2 1513692200180167

RIACHUELO

15136922001
BONE INFO I24 131
02362 V2109
PAREDE INVERNO 26
CROSS CONFEC



TAM.

U

R\$ **59,99**

25/12 130 2 1513692200180168

RIACHUELO

15136922001
BONE INFO I24 131
02362 V2109
PAREDE INVERNO 26
CROSS CONFEC



TAM.

U

R\$ **59,99**

25/12 130 2 1513692200180169

RIACHUELO

15136922001
BONE INFO I24 131
02362 V2109
PAREDE INVERNO 26
CROSS CONFEC



TAM.

U

R\$ **59,99**

25/12 130 2 1513692200180170

RIACHUELO

15136922001
BONE INFO I24 131
02362 V2109
PAREDE INVERNO 26
CROSS CONFEC



TAM.

U

R\$ **59,99**

25/12 130 2 1513692200180171

RIACHUELO

15136922001
BONE INFO I24 131
02362 V2109
PAREDE INVERNO 26
CROSS CONFEC



TAM.

U

R\$ **59,99**

25/12 130 2 1513692200180172

RIACHUELO

15136922001
BONE INFO I24 131
02362 V2109
PAREDE INVERNO 26
CROSS CONFEC



TAM.

U

R\$ **59,99**

25/12 130 2 1513692200180173

RIACHUELO

15136922001
BONE INFO I24 131
02362 V2109
PAREDE INVERNO 26
CROSS CONFEC



TAM.

U

R\$ **59,99**

25/12 130 2 1513692200180174

RIACHUELO

15136922001
BONE INFO I24 131
02362 V2109
PAREDE INVERNO 26
CROSS CONFEC



TAM.

U

R\$ **59,99**

25/12 130 2 1513692200180175

RIACHUELO

15136922001
BONE INFO I24 131
02362 V2109
PAREDE INVERNO 26
CROSS CONFEC



TAM.

U

R\$ **59,99**

25/12 130 2 1513692200180176

RIACHUELO

15136922001
BONE INFO I24 131
02362 V2109
PAREDE INVERNO 26
CROSS CONFEC



TAM.

U

R\$ **59,99**

25/12 130 2 1513692200180177

RIACHUELO

15136922001
BONE INFO I24 131
02362 V2109
PAREDE INVERNO 26
CROSS CONFEC



TAM.

U

R\$ **59,99**

25/12 130 2 1513692200180178

RIACHUELO

15136922001
BONE INFO I24 131
02362 V2109
PAREDE INVERNO 26
CROSS CONFEC



TAM.

U

R\$ **59,99**

25/12 130 2 1513692200180179

RIACHUELO

15136922001
BONE INFO I24 131
02362 V2109
PAREDE INVERNO 26
CROSS CONFEC



TAM.

U

R\$ **59,99**

25/12 130 2 1513692200180180

RIACHUELO

15136922001
BONE INFO I24 131
02362 V2109
PAREDE INVERNO 26
CROSS CONFEC



TAM.

U

R\$ **59,99**

25/12 130 2 1513692200180181

RIACHUELO

15136922001
BONE INFO I24 131
02362 V2109
PAREDE INVERNO 26
CROSS CONFEC



TAM.

U

R\$ **59,99**

25/12 130 2 1513692200180182

RIACHUELO

15136922001
BONE INFO I24 131
02362 V2109
PAREDE INVERNO 26
CROSS CONFEC



TAM.

U

R\$ **59,99**

25/12 130 2 1513692200180183

RIACHUELO

15136922001
BONE INFO I24 131
02362 V2109
PAREDE INVERNO 26
CROSS CONFEC



TAM.

U

R\$ **59,99**

25/12 130 2 1513692200180184

RIACHUELO

15136922001
BONE INFO I24 131
02362 V2109
PAREDE INVERNO 26
CROSS CONFEC



TAM.

U

R\$ **59,99**

25/12 130 2 1513692200180185

RIACHUELO

15136922001
BONE INFO I24 131
02362 V2109
PAREDE INVERNO 26
CROSS CONFEC



TAM.

U

R\$ **59,99**

25/12 130 2 1513692200180186

RIACHUELO

15136922001
BONE INFO I24 131
02362 V2109
PAREDE INVERNO 26
CROSS CONFEC



TAM.

U

R\$ **59,99**

25/12 130 2 1513692200180187

RIACHUELO

15136922001
BONE INFO I24 131
02362 V2109
PAREDE INVERNO 26
CROSS CONFEC



TAM.

U

R\$ **59,99**

25/12 130 2 1513692200180188

RIACHUELO

15136922001
BONE INFO I24 131
02362 V2109
PAREDE INVERNO 26
CROSS CONFEC



TAM.

U

R\$ **59,99**

25/12 130 2 1513692200180189

RIACHUELO

15136922001
BONE INFO I24 131
02362 V2109
PAREDE INVERNO 26
CROSS CONFEC



TAM.

U

R\$ **59,99**

25/12 130 2 1513692200180190

RIACHUELO

15136922001
BONE INFO I24 131
02362 V2109
PAREDE INVERNO 26
CROSS CONFEC



TAM.

U

R\$ **59,99**

25/12 130 2 1513692200180191

RIACHUELO

15136922001
BONE INFO I24 131
02362 V2109
PAREDE INVERNO 26
CROSS CONFEC



TAM.

U

R\$ **59,99**

25/12 130 2 1513692200180192

RIACHUELO

15136922001
BONE INFO I24 131
02362 V2109
PAREDE INVERNO 26
CROSS CONFEC



TAM.

U

R\$ **59,99**

25/12 130 2 1513692200180193

RIACHUELO

15136922001
BONE INFO I24 131
02362 V2109
PAREDE INVERNO 26
CROSS CONFEC



TAM.

U

R\$ **59,99**

25/12 130 2 1513692200180194

RIACHUELO

15136922001
BONE INFO I24 131
02362 V2109
PAREDE INVERNO 26
CROSS CONFEC



TAM.

U

R\$ **59,99**

25/12 130 2 1513692200180195

RIACHUELO

15136922001
BONE INFO I24 131
02362 V2109
PAREDE INVERNO 26
CROSS CONFEC



TAM.

U

R\$ **59,99**

25/12 130 2 1513692200180196

RIACHUELO

15136922001
BONE INFO I24 131
02362 V2109
PAREDE INVERNO 26
CROSS CONFEC



TAM.

U

R\$ **59,99**

25/12 130 2 1513692200180197

RIACHUELO

15136922001
BONE INFO I24 131
02362 V2109
PAREDE INVERNO 26
CROSS CONFEC



TAM.

U

R\$ **59,99**

25/12 130 2 1513692200180198

RIACHUELO

15136922001
BONE INFO I24 131
02362 V2109
PAREDE INVERNO 26
CROSS CONFEC



TAM.

U

R\$ **59,99**

25/12 130 2 1513692200180199

RIACHUELO

15136922001
BONE INFO I24 131
02362 V2109
PAREDE INVERNO 26
CROSS CONFEC



TAM.

U

R\$ **59,99**

25/12 130 2 1513692200180200

RIACHUELO

15136922001
BONE INFO I24 131
02362 V2109
PAREDE INVERNO 26
CROSS CONFEC



TAM.

U

R\$ **59,99**

25/12 130 2 1513692200180201

RIACHUELO

15136922001
BONE INFO I24 131
02362 V2109
PAREDE INVERNO 26
CROSS CONFEC



TAM.

U

R\$ **59,99**

25/12 130 2 1513692200180202

RIACHUELO

15136922001
BONE INFO I24 131
02362 V2109
PAREDE INVERNO 26
CROSS CONFEC



TAM.

U

R\$ **59,99**

25/12 130 2 1513692200180203

RIACHUELO

15136922001
BONE INFO I24 131
02362 V2109
PAREDE INVERNO 26
CROSS CONFEC



TAM.

U

R\$ **59,99**

25/12 130 2 1513692200180204

RIACHUELO

15136922001
BONE INFO I24 131
02362 V2109
PAREDE INVERNO 26
CROSS CONFEC



TAM.

U

R\$ **59,99**

25/12 130 2 1513692200180205

RIACHUELO

15136922001
BONE INFO I24 131
02362 V2109
PAREDE INVERNO 26
CROSS CONFEC



TAM.

U

R\$ **59,99**

25/12 130 2 1513692200180206

RIACHUELO

15136922001
BONE INFO I24 131
02362 V2109
PAREDE INVERNO 26
CROSS CONFEC



TAM.

U

R\$ **59,99**

25/12 130 2 1513692200180207

RIACHUELO

15136922001
BONE INFO I24 131
02362 V2109
PAREDE INVERNO 26
CROSS CONFEC



TAM.

U

R\$ **59,99**

25/12 130 2 1513692200180208

RIACHUELO

15136922001
BONE INFO I24 131
02362 V2109
PAREDE INVERNO 26
CROSS CONFEC



TAM.

U

R\$ **59,99**

25/12 130 2 1513692200180210

RIACHUELO

15136922001
BONE INFO I24 131
02362 V2109
PAREDE INVERNO 26
CROSS CONFEC



TAM.

U

R\$ **59,99**

25/12 130 2 1513692200180210

RIACHUELO

15136922001
BONE INFO I24 131
02362 V2109
PAREDE INVERNO 26
CROSS CONFEC



TAM.

U

R\$ **59,99**

25/12 130 2 1513692200180211

RIACHUELO

15136922001
BONE INFO I24 131
02362 V2109
PAREDE INVERNO 26
CROSS CONFEC



TAM.

U

R\$ **59,99**

25/12 130 2 1513692200180212

RIACHUELO

15136922001
BONE INFO I24 131
02362 V2109
PAREDE INVERNO 26
CROSS CONFEC



TAM.

U

R\$ **59,99**

25/12 130 2 1513692200180213

RIACHUELO

15136922001
BONE INFO I24 131
02362 V2109
PAREDE INVERNO 26
CROSS CONFEC



TAM.

U

R\$ **59,99**

25/12 130 2 1513692200180214

RIACHUELO

15136922001
BONE INFO I24 131
02362 V2109
PAREDE INVERNO 26
CROSS CONFEC



TAM.

U

R\$ **59,99**

25/12 130 2 1513692200180215

RIACHUELO

15136922001
BONE INFO I24 131
02362 V2109
PAREDE INVERNO 26
CROSS CONFEC



TAM.

U

R\$ **59,99**

25/12 130 2 1513692200180216

RIACHUELO

15136922001
BONE INFO I24 131
02362 V2109
PAREDE INVERNO 26
CROSS CONFEC



TAM.

U

R\$ **59,99**

25/12 130 2 1513692200180217

RIACHUELO

15136922001
BONE INFO I24 131
02362 V2109
PAREDE INVERNO 26
CROSS CONFEC



TAM.

U

R\$ **59,99**

25/12 130 2 1513692200180218

RIACHUELO

15136922001
BONE INFO I24 131
02362 V2109
PAREDE INVERNO 26
CROSS CONFEC



TAM.

U

R\$ **59,99**

25/12 130 2 1513692200180219

RIACHUELO

15136922001
BONE INFO I24 131
02362 V2109
PAREDE INVERNO 26
CROSS CONFEC



TAM.

U

R\$ **59,99**

25/12 130 2 1513692200180220

RIACHUELO

15136922001
BONE INFO I24 131
02362 V2109
PAREDE INVERNO 26
CROSS CONFEC



TAM.

U

R\$ **59,99**

25/12 130 2 1513692200180221

RIACHUELO

15136922001
BONE INFO I24 131
02362 V2109
PAREDE INVERNO 26
CROSS CONFEC



TAM.

U

R\$ **59,99**

25/12 130 2 1513692200180222

RIACHUELO

15136922001
BONE INFO I24 131
02362 V2109
PAREDE INVERNO 26
CROSS CONFEC



TAM.

U

R\$ **59,99**

25/12 130 2 1513692200180223

RIACHUELO

15136922001
BONE INFO I24 131
02362 V2109
PAREDE INVERNO 26
CROSS CONFEC



TAM.

U

R\$ **59,99**

25/12 130 2 1513692200180224

RIACHUELO

15136922001
BONE INFO I24 131
02362 V2109
PAREDE INVERNO 26
CROSS CONFEC



TAM.

U

R\$ **59,99**

25/12 130 2 1513692200180225

RIACHUELO

15136922001
BONE INFO I24 131
02362 V2109
PAREDE INVERNO 26
CROSS CONFEC



TAM.

U

R\$ **59,99**

25/12 130 2 1513692200180226

RIACHUELO

15136922001
BONE INFO I24 131
02362 V2109
PAREDE INVERNO 26
CROSS CONFEC



TAM.

U

R\$ **59,99**

25/12 130 2 1513692200180227

RIACHUELO

15136922001
BONE INFO I24 131
02362 V2109
PAREDE INVERNO 26
CROSS CONFEC



TAM.

U

R\$ **59,99**

25/12 130 2 1513692200180228

RIACHUELO

15136922001
BONE INFO I24 131
02362 V2109
PAREDE INVERNO 26
CROSS CONFEC



TAM.

U

R\$ **59,99**

25/12 130 2 1513692200180229

RIACHUELO

15136922001
BONE INFO I24 131
02362 V2109
PAREDE INVERNO 26
CROSS CONFEC



TAM.

U

R\$ **59,99**

25/12 130 2 1513692200180230

RIACHUELO

15136922001
BONE INFO I24 131
02362 V2109
PAREDE INVERNO 26
CROSS CONFEC



TAM.

U

R\$ **59,99**

25/12 130 2 1513692200180231

RIACHUELO

15136922001
BONE INFO I24 131
02362 V2109
PAREDE INVERNO 26
CROSS CONFEC



TAM.

U

R\$ **59,99**

25/12 130 2 1513692200180232

RIACHUELO

15136922001
BONE INFO I24 131
02362 V2109
PAREDE INVERNO 26
CROSS CONFEC



TAM.

U

R\$ **59,99**

25/12 130 2 1513692200180233

RIACHUELO

15136922001
BONE INFO I24 131
02362 V2109
PAREDE INVERNO 26
CROSS CONFEC



TAM.

U

R\$ **59,99**

25/12 130 2 1513692200180234

RIACHUELO

15136922001
BONE INFO I24 131
02362 V2109
PAREDE INVERNO 26
CROSS CONFEC



TAM.

U

R\$ **59,99**

25/12 130 2 1513692200180235

RIACHUELO

15136922001
BONE INFO I24 131
02362 V2109
PAREDE INVERNO 26
CROSS CONFEC



TAM.

U

R\$ **59,99**

25/12 130 2 1513692200180236

RIACHUELO

15136922001
BONE INFO I24 131
02362 V2109
PAREDE INVERNO 26
CROSS CONFEC



TAM.

U

R\$ **59,99**

25/12 130 2 1513692200180237

RIACHUELO

15136922001
BONE INFO I24 131
02362 V2109
PAREDE INVERNO 26
CROSS CONFEC



TAM.

U

R\$ **59,99**

25/12 130 2 1513692200180238

RIACHUELO

15136922001
BONE INFO I24 131
02362 V2109
PAREDE INVERNO 26
CROSS CONFEC



TAM.

U

R\$ **59,99**

25/12 130 2 1513692200180239

RIACHUELO

15136922001
BONE INFO I24 131
02362 V2109
PAREDE INVERNO 26
CROSS CONFEC



TAM.

U

R\$ **59,99**

25/12 130 2 1513692200180240

RIACHUELO

15136922001
BONE INFO I24 131
02362 V2109
PAREDE INVERNO 26
CROSS CONFEC



TAM.

U

R\$ **59,99**

25/12 130 2 1513692200180241

RIACHUELO

15136922001
BONE INFO I24 131
02362 V2109
PAREDE INVERNO 26
CROSS CONFEC



TAM.

U

R\$ **59,99**

25/12 130 2 1513692200180242

RIACHUELO

15136922001
BONE INFO I24 131
02362 V2109
PAREDE INVERNO 26
CROSS CONFEC



TAM.

U

R\$ **59,99**

25/12 130 2 1513692200180243

RIACHUELO

15136922001
BONE INFO I24 131
02362 V2109
PAREDE INVERNO 26
CROSS CONFEC



TAM.

U

R\$ **59,99**

25/12 130 2 1513692200180244

RIACHUELO

15136922001
BONE INFO I24 131
02362 V2109
PAREDE INVERNO 26
CROSS CONFEC



TAM.

U

R\$ **59,99**

25/12 130 2 1513692200180245

RIACHUELO

15136922001
BONE INFO I24 131
02362 V2109
PAREDE INVERNO 26
CROSS CONFEC



TAM.

U

R\$ **59,99**

25/12 130 2 1513692200180246

RIACHUELO

15136922001
BONE INFO I24 131
02362 V2109
PAREDE INVERNO 26
CROSS CONFEC



TAM.

U

R\$ **59,99**

25/12 130 2 1513692200180247

RIACHUELO

15136922001
BONE INFO I24 131
02362 V2109
PAREDE INVERNO 26
CROSS CONFEC



TAM.

U

R\$ **59,99**

25/12 130 2 1513692200180248

RIACHUELO

15136922001
BONE INFO I24 131
02362 V2109
PAREDE INVERNO 26
CROSS CONFEC



TAM.

U

R\$ **59,99**

25/12 130 2 1513692200180249

RIACHUELO

15136922001
BONE INFO I24 131
02362 V2109
PAREDE INVERNO 26
CROSS CONFEC



TAM.

U

R\$ **59,99**

25/12 130 2 1513692200180250

RIACHUELO

15136922001
BONE INFO I24 131
02362 V2109
PAREDE INVERNO 26
CROSS CONFEC



TAM.

U

R\$ **59,99**

25/12 130 2 1513692200180251

RIACHUELO

15136922001
BONE INFO I24 131
02362 V2109
PAREDE INVERNO 26
CROSS CONFEC



TAM.

U

R\$ **59,99**

25/12 130 2 1513692200180252

RIACHUELO

15136922001
BONE INFO I24 131
02362 V2109
PAREDE INVERNO 26
CROSS CONFEC



TAM.

U

R\$ **59,99**

25/12 130 2 1513692200180253

RIACHUELO

15136922001
BONE INFO I24 131
02362 V2109
PAREDE INVERNO 26
CROSS CONFEC



TAM.

U

R\$ **59,99**

25/12 130 2 1513692200180254

RIACHUELO

15136922001
BONE INFO I24 131
02362 V2109
PAREDE INVERNO 26
CROSS CONFEC



TAM.

U

R\$ **59,99**

25/12 130 2 1513692200180255

RIACHUELO

15136922001
BONE INFO I24 131
02362 V2109
PAREDE INVERNO 26
CROSS CONFEC



TAM.

U

R\$ **59,99**

25/12 130 2 1513692200180256

RIACHUELO

15136922001
BONE INFO I24 131
02362 V2109
PAREDE INVERNO 26
CROSS CONFEC



TAM.

U

R\$ **59,99**

25/12 130 2 1513692200180257

RIACHUELO

15136922001
BONE INFO I24 131
02362 V2109
PAREDE INVERNO 26
CROSS CONFEC



TAM.

U

R\$ **59,99**

25/12 130 2 1513692200180258

RIACHUELO

15136922001
BONE INFO I24 131
02362 V2109
PAREDE INVERNO 26
CROSS CONFEC



TAM.

U

R\$ **59,99**

25/12 130 2 1513692200180259

RIACHUELO

15136922001
BONE INFO I24 131
02362 V2109
PAREDE INVERNO 26
CROSS CONFEC



TAM.

U

R\$ **59,99**

25/12 130 2 1513692200180260

RIACHUELO

15136922001
BONE INFO I24 131
02362 V2109
PAREDE INVERNO 26
CROSS CONFEC



TAM.

U

R\$ **59,99**

25/12 130 2 1513692200180261

RIACHUELO

15136922001
BONE INFO I24 131
02362 V2109
PAREDE INVERNO 26
CROSS CONFEC



TAM.

U

R\$ **59,99**

25/12 130 2 1513692200180262

RIACHUELO

15136922001
BONE INFO I24 131
02362 V2109
PAREDE INVERNO 26
CROSS CONFEC



TAM.

U

R\$ **59,99**

25/12 130 2 1513692200180263

RIACHUELO

15136922001
BONE INFO I24 131
02362 V2109
PAREDE INVERNO 26
CROSS CONFEC



TAM.

U

R\$ **59,99**

25/12 130 2 1513692200180264

RIACHUELO

15136922001
BONE INFO I24 131
02362 V2109
PAREDE INVERNO 26
CROSS CONFEC



TAM.

U

R\$ **59,99**

25/12 130 2 1513692200180265

RIACHUELO

15136922001
BONE INFO I24 131
02362 V2109
PAREDE INVERNO 26
CROSS CONFEC



TAM.

U

R\$ **59,99**

25/12 130 2 1513692200180266

RIACHUELO

15136922001
BONE INFO I24 131
02362 V2109
PAREDE INVERNO 26
CROSS CONFEC



TAM.

U

R\$ **59,99**

25/12 130 2 1513692200180267

RIACHUELO

15136922001
BONE INFO I24 131
02362 V2109
PAREDE INVERNO 26
CROSS CONFEC



TAM.

U

R\$ **59,99**

25/12 130 2 1513692200180268

RIACHUELO

15136922001
BONE INFO I24 131
02362 V2109
PAREDE INVERNO 26
CROSS CONFEC



TAM.

U

R\$ **59,99**

25/12 130 2 1513692200180269

RIACHUELO

15136922001
BONE INFO I24 131
02362 V2109
PAREDE INVERNO 26
CROSS CONFEC



TAM.

U

R\$ **59,99**

25/12 130 2 1513692200180270

RIACHUELO

15136922001
BONE INFO I24 131
02362 V2109
PAREDE INVERNO 26
CROSS CONFEC



TAM.

U

R\$ **59,99**

25/12 130 2 1513692200180271

RIACHUELO

15136922001
BONE INFO I24 131
02362 V2109
PAREDE INVERNO 26
CROSS CONFEC



TAM.

U

R\$ **59,99**

25/12 130 2 1513692200180272

RIACHUELO

15136922001
BONE INFO I24 131
02362 V2109
PAREDE INVERNO 26
CROSS CONFEC



TAM.

U

R\$ **59,99**

25/12 130 2 1513692200180274

RIACHUELO

15136922001
BONE INFO I24 131
02362 V2109
PAREDE INVERNO 26
CROSS CONFEC



TAM.

U

R\$ **59,99**

25/12 130 2 1513692200180274

RIACHUELO

15136922001
BONE INFO I24 131
02362 V2109
PAREDE INVERNO 26
CROSS CONFEC



TAM.

U

R\$ **59,99**

25/12 130 2 1513692200180275

RIACHUELO

15136922001
BONE INFO I24 131
02362 V2109
PAREDE INVERNO 26
CROSS CONFEC



TAM.

U

R\$ **59,99**

25/12 130 2 1513692200180276

RIACHUELO

15136922001
BONE INFO I24 131
02362 V2109
PAREDE INVERNO 26
CROSS CONFEC



TAM.

U

R\$ **59,99**

25/12 130 2 1513692200180277

RIACHUELO

15136922001
BONE INFO I24 131
02362 V2109
PAREDE INVERNO 26
CROSS CONFEC



TAM.

U

R\$ **59,99**

25/12 130 2 1513692200180278

RIACHUELO

15136922001
BONE INFO I24 131
02362 V2109
PAREDE INVERNO 26
CROSS CONFEC



TAM.

U

R\$ **59,99**

25/12 130 2 1513692200180279

RIACHUELO

15136922001
BONE INFO I24 131
02362 V2109
PAREDE INVERNO 26
CROSS CONFEC



TAM.


U

R\$ **59,99**

25/12 130 2 1513692200180280

RIACHUELO

15136922001
BONE INFO I24 131
02362 V2109
PAREDE INVERNO 26
CROSS CONFEC



TAM.

U

R\$ **59,99**

25/12 130 2 1513692200180281

RIACHUELO

15136922001
BONE INFO I24 131
02362 V2109
PAREDE INVERNO 26
CROSS CONFEC



TAM.

U

R\$ **59,99**

25/12 130 2 1513692200180282

RIACHUELO

15136922001
BONE INFO I24 131
02362 V2109
PAREDE INVERNO 26
CROSS CONFEC



TAM.

U

R\$ **59,99**

25/12 130 2 1513692200180283

RIACHUELO

15136922001
BONE INFO I24 131
02362 V2109
PAREDE INVERNO 26
CROSS CONFEC



TAM.

U

R\$ **59,99**

25/12 130 2 1513692200180284

RIACHUELO

15136922001
BONE INFO I24 131
02362 V2109
PAREDE INVERNO 26
CROSS CONFEC



TAM.

U

R\$ **59,99**

25/12 130 2 1513692200180285

RIACHUELO

15136922001
BONE INFO I24 131
02362 V2109
PAREDE INVERNO 26
CROSS CONFEC



TAM.

U

R\$ **59,99**

25/12 130 2 1513692200180286

RIACHUELO

15136922001
BONE INFO I24 131
02362 V2109
PAREDE INVERNO 26
CROSS CONFEC



TAM.

U

R\$ **59,99**

25/12 130 2 1513692200180287

RIACHUELO

15136922001
BONE INFO I24 131
02362 V2109
PAREDE INVERNO 26
CROSS CONFEC



TAM.


U

R\$ **59,99**

25/12 130 2 1513692200180288

RIACHUELO

15136922001
BONE INFO I24 131
02362 V2109
PAREDE INVERNO 26
CROSS CONFEC



TAM.

U

R\$ **59,99**

25/12 130 2 1513692200180289

RIACHUELO

15136922001
BONE INFO I24 131
02362 V2109
PAREDE INVERNO 26
CROSS CONFEC



TAM.

U

R\$ **59,99**

25/12 130 2 1513692200180290

RIACHUELO

15136922001
BONE INFO I24 131
02362 V2109
PAREDE INVERNO 26
CROSS CONFEC



TAM.

U

R\$ **59,99**

25/12 130 2 1513692200180291

RIACHUELO

15136922001
BONE INFO I24 131
02362 V2109
PAREDE INVERNO 26
CROSS CONFEC



TAM.

U

R\$ **59,99**

25/12 130 2 1513692200180292

RIACHUELO

15136922001
BONE INFO I24 131
02362 V2109
PAREDE INVERNO 26
CROSS CONFEC



TAM.

U

R\$ **59,99**

25/12 130 2 1513692200180293

RIACHUELO

15136922001
BONE INFO I24 131
02362 V2109
PAREDE INVERNO 26
CROSS CONFEC



TAM.

U

R\$ **59,99**

25/12 130 2 1513692200180294

RIACHUELO

15136922001
BONE INFO I24 131
02362 V2109
PAREDE INVERNO 26
CROSS CONFEC



TAM.

U

R\$ **59,99**

25/12 130 2 1513692200180295

RIACHUELO

15136922001
BONE INFO I24 131
02362 V2109
PAREDE INVERNO 26
CROSS CONFEC



TAM.

U

R\$ **59,99**

25/12 130 2 1513692200180296

RIACHUELO

15136922001
BONE INFO I24 131
02362 V2109
PAREDE INVERNO 26
CROSS CONFEC



TAM.

U

R\$ **59,99**

25/12 130 2 1513692200180297

RIACHUELO

15136922001
BONE INFO I24 131
02362 V2109
PAREDE INVERNO 26
CROSS CONFEC



TAM.

U

R\$ **59,99**

25/12 130 2 1513692200180298

RIACHUELO

15136922001
BONE INFO I24 131
02362 V2109
PAREDE INVERNO 26
CROSS CONFEC



TAM.

U

R\$ **59,99**

25/12 130 2 1513692200180299

RIACHUELO

15136922001
BONE INFO I24 131
02362 V2109
PAREDE INVERNO 26
CROSS CONFEC



TAM.

U

R\$ **59,99**

25/12 130 2 1513692200180300

RIACHUELO

15136922001
BONE INFO I24 131
02362 V2109
PAREDE INVERNO 26
CROSS CONFEC



TAM.

U

R\$ **59,99**

25/12 130 2 1513692200180301

RIACHUELO

15136922001
BONE INFO I24 131
02362 V2109
PAREDE INVERNO 26
CROSS CONFEC



TAM.

U

R\$ **59,99**

25/12 130 2 1513692200180302

RIACHUELO

15136922001
BONE INFO I24 131
02362 V2109
PAREDE INVERNO 26
CROSS CONFEC



TAM.

U

R\$ **59,99**

25/12 130 2 1513692200180303

RIACHUELO

15136922001
BONE INFO I24 131
02362 V2109
PAREDE INVERNO 26
CROSS CONFEC



TAM.

U

R\$ **59,99**

25/12 130 2 1513692200180304

RIACHUELO

15136922001
BONE INFO I24 131
02362 V2109
PAREDE INVERNO 26
CROSS CONFEC



TAM.

U

R\$ **59,99**

25/12 130 2 1513692200180305

RIACHUELO

15136922001
BONE INFO I24 131
02362 V2109
PAREDE INVERNO 26
CROSS CONFEC



TAM.

U

R\$ **59,99**

25/12 130 2 1513692200180306

RIACHUELO

15136922001
BONE INFO I24 131
02362 V2109
PAREDE INVERNO 26
CROSS CONFEC



TAM.

U

R\$ **59,99**

25/12 130 2 1513692200180307

RIACHUELO

15136922001
BONE INFO I24 131
02362 V2109
PAREDE INVERNO 26
CROSS CONFEC



TAM.

U

R\$ **59,99**

25/12 130 2 1513692200180308

RIACHUELO

15136922001
BONE INFO I24 131
02362 V2109
PAREDE INVERNO 26
CROSS CONFEC



TAM.

U

R\$ **59,99**

25/12 130 2 1513692200180309

RIACHUELO

15136922001
BONE INFO I24 131
02362 V2109
PAREDE INVERNO 26
CROSS CONFEC



TAM.

U

R\$ **59,99**

25/12 130 2 1513692200180310

RIACHUELO

15136922001
BONE INFO I24 131
02362 V2109
PAREDE INVERNO 26
CROSS CONFEC



TAM.

U

R\$ **59,99**

25/12 130 2 1513692200180311

RIACHUELO

15136922001
BONE INFO I24 131
02362 V2109
PAREDE INVERNO 26
CROSS CONFEC



TAM.

U

R\$ **59,99**

25/12 130 2 1513692200180312

RIACHUELO

15136922001
BONE INFO I24 131
02362 V2109
PAREDE INVERNO 26
CROSS CONFEC



TAM.

U

R\$ **59,99**

25/12 130 2 1513692200180313

RIACHUELO

15136922001
BONE INFO I24 131
02362 V2109
PAREDE INVERNO 26
CROSS CONFEC



TAM.

U

R\$ **59,99**

25/12 130 2 1513692200180314

RIACHUELO

15136922001
BONE INFO I24 131
02362 V2109
PAREDE INVERNO 26
CROSS CONFEC



TAM.

U

R\$ **59,99**

25/12 130 2 1513692200180315

RIACHUELO

15136922001
BONE INFO I24 131
02362 V2109
PAREDE INVERNO 26
CROSS CONFEC



TAM.

U

R\$ **59,99**

25/12 130 2 1513692200180316

RIACHUELO

15136922001
BONE INFO I24 131
02362 V2109
PAREDE INVERNO 26
CROSS CONFEC



TAM.

U

R\$ **59,99**

25/12 130 2 1513692200180317

RIACHUELO

15136922001
BONE INFO I24 131
02362 V2109
PAREDE INVERNO 26
CROSS CONFEC



TAM.

U

R\$ **59,99**

25/12 130 2 1513692200180318

RIACHUELO

15136922001
BONE INFO I24 131
02362 V2109
PAREDE INVERNO 26
CROSS CONFEC



TAM.

U

R\$ **59,99**

25/12 130 2 1513692200180319

RIACHUELO

15136922001
BONE INFO I24 131
02362 V2109
PAREDE INVERNO 26
CROSS CONFEC



TAM.

U

R\$ **59,99**

25/12 130 2 1513692200180320

RIACHUELO

15136922001
BONE INFO I24 131
02362 V2109
PAREDE INVERNO 26
CROSS CONFEC



TAM.

U

R\$ **59,99**

25/12 130 2 1513692200180321

RIACHUELO

15136922001
BONE INFO I24 131
02362 V2109
PAREDE INVERNO 26
CROSS CONFEC



TAM.

U

R\$ **59,99**

25/12 130 2 1513692200180322

RIACHUELO

15136922001
BONE INFO I24 131
02362 V2109
PAREDE INVERNO 26
CROSS CONFEC



TAM.

U

R\$ **59,99**

25/12 130 2 1513692200180323

RIACHUELO

15136922001
BONE INFO I24 131
02362 V2109
PAREDE INVERNO 26
CROSS CONFEC



TAM.

U

R\$ **59,99**

25/12 130 2 1513692200180324

RIACHUELO

15136922001
BONE INFO I24 131
02362 V2109
PAREDE INVERNO 26
CROSS CONFEC



TAM.

U

R\$ **59,99**

25/12 130 2 1513692200180325

RIACHUELO

15136922001
BONE INFO I24 131
02362 V2109
PAREDE INVERNO 26
CROSS CONFEC



TAM.

U

R\$ **59,99**

25/12 130 2 1513692200180326

RIACHUELO

15136922001
BONE INFO I24 131
02362 V2109
PAREDE INVERNO 26
CROSS CONFEC



TAM.

U

R\$ **59,99**

25/12 130 2 1513692200180327

RIACHUELO

15136922001
BONE INFO I24 131
02362 V2109
PAREDE INVERNO 26
CROSS CONFEC



TAM.

U

R\$ **59,99**

25/12 130 2 1513692200180328

RIACHUELO

15136922001
BONE INFO I24 131
02362 V2109
PAREDE INVERNO 26
CROSS CONFEC



TAM.

U

R\$ **59,99**

25/12 130 2 1513692200180329

RIACHUELO

15136922001
BONE INFO I24 131
02362 V2109
PAREDE INVERNO 26
CROSS CONFEC



TAM.

U

R\$ **59,99**

25/12 130 2 1513692200180330

RIACHUELO

15136922001
BONE INFO I24 131
02362 V2109
PAREDE INVERNO 26
CROSS CONFEC



TAM.

U

R\$ **59,99**

25/12 130 2 1513692200180331

RIACHUELO

15136922001
BONE INFO I24 131
02362 V2109
PAREDE INVERNO 26
CROSS CONFEC



TAM.

U

R\$ **59,99**

25/12 130 2 1513692200180332

RIACHUELO

15136922001
BONE INFO I24 131
02362 V2109
PAREDE INVERNO 26
CROSS CONFEC



TAM.

U

R\$ **59,99**

25/12 130 2 1513692200180333

RIACHUELO

15136922001
BONE INFO I24 131
02362 V2109
PAREDE INVERNO 26
CROSS CONFEC



TAM.

U

R\$ **59,99**

25/12 130 2 1513692200180334

RIACHUELO

15136922001
BONE INFO I24 131
02362 V2109
PAREDE INVERNO 26
CROSS CONFEC



TAM.

U

R\$ **59,99**

25/12 130 2 1513692200180335

RIACHUELO

15136922001
BONE INFO I24 131
02362 V2109
PAREDE INVERNO 26
CROSS CONFEC



TAM.

U

R\$ **59,99**

25/12 130 2 1513692200180336

RIACHUELO

15136922001
BONE INFO I24 131
02362 V2109
PAREDE INVERNO 26
CROSS CONFEC



TAM.

U

R\$ **59,99**

25/12 130 2 15136922001800337

RIACHUELO

15136922001
BONE INFO I24 131
02362 V2109
PAREDE INVERNO 26
CROSS CONFEC



TAM.

U

R\$ **59,99**

25/12 130 2 15136922001800338

RIACHUELO

15136922001
BONE INFO I24 131
02362 V2109
PAREDE INVERNO 26
CROSS CONFEC



TAM.

U

R\$ **59,99**

25/12 130 2 15136922001800339

RIACHUELO

15136922001
BONE INFO I24 131
02362 V2109
PAREDE INVERNO 26
CROSS CONFEC



TAM.

U

R\$ **59,99**

25/12 130 2 15136922001800340

RIACHUELO

15136922001
BONE INFO I24 131
02362 V2109
PAREDE INVERNO 26
CROSS CONFEC



TAM.

U

R\$ **59,99**

25/12 130 2 15136922001800341

RIACHUELO

15136922001
BONE INFO I24 131
02362 V2109
PAREDE INVERNO 26
CROSS CONFEC



TAM.

U

R\$ **59,99**

25/12 130 2 15136922001800342

RIACHUELO

15136922001
BONE INFO I24 131
02362 V2109
PAREDE INVERNO 26
CROSS CONFEC



TAM.

U

R\$ **59,99**

25/12 130 2 15136922001800343

RIACHUELO

15136922001
BONE INFO I24 131
02362 V2109
PAREDE INVERNO 26
CROSS CONFEC



TAM.

U

R\$ **59,99**

25/12 130 2 15136922001800344

RIACHUELO

15136922001
BONE INFO I24 131
02362 V2109
PAREDE INVERNO 26
CROSS CONFEC



TAM.

U

R\$ **59,99**

25/12 130 2 15136922001800345

RIACHUELO

15136922001
BONE INFO I24 131
02362 V2109
PAREDE INVERNO 26
CROSS CONFEC



TAM.

U

R\$ **59,99**

25/12 130 2 15136922001800346

RIACHUELO

15136922001
BONE INFO I24 131
02362 V2109
PAREDE INVERNO 26
CROSS CONFEC



TAM.

U

R\$ **59,99**

25/12 130 2 15136922001800347

RIACHUELO

15136922001
BONE INFO I24 131
02362 V2109
PAREDE INVERNO 26
CROSS CONFEC



TAM.

U

R\$ **59,99**

25/12 130 2 15136922001800348

RIACHUELO

15136922001
BONE INFO I24 131
02362 V2109
PAREDE INVERNO 26
CROSS CONFEC



TAM.

U

R\$ **59,99**

25/12 130 2 15136922001800349

RIACHUELO

15136922001
BONE INFO I24 131
02362 V2109
PAREDE INVERNO 26
CROSS CONFEC



TAM.

U

R\$ **59,99**

25/12 130 2 15136922001800350

RIACHUELO

15136922001
BONE INFO I24 131
02362 V2109
PAREDE INVERNO 26
CROSS CONFEC



TAM.

U

R\$ **59,99**

25/12 130 2 15136922001800351

RIACHUELO

15136922001
BONE INFO I24 131
02362 V2109
PAREDE INVERNO 26
CROSS CONFEC



TAM.

U

R\$ **59,99**

25/12 130 2 15136922001800352

RIACHUELO

15136922001
BONE INFO I24 131
02362 V2109
PAREDE INVERNO 26
CROSS CONFEC



TAM.

U

R\$ **59,99**

25/12 130 2 1513692200180353

RIACHUELO

15136922001
BONE INFO I24 131
02362 V2109
PAREDE INVERNO 26
CROSS CONFEC



TAM.

U

R\$ **59,99**

25/12 130 2 1513692200180354

RIACHUELO

15136922001
BONE INFO I24 131
02362 V2109
PAREDE INVERNO 26
CROSS CONFEC



TAM.

U

R\$ **59,99**

25/12 130 2 1513692200180355

RIACHUELO

15136922001
BONE INFO I24 131
02362 V2109
PAREDE INVERNO 26
CROSS CONFEC



TAM.

U

R\$ **59,99**

25/12 130 2 1513692200180356

RIACHUELO

15136922001
BONE INFO I24 131
02362 V2109
PAREDE INVERNO 26
CROSS CONFEC



TAM.

U

R\$ **59,99**

25/12 130 2 1513692200180357

RIACHUELO

15136922001
BONE INFO I24 131
02362 V2109
PAREDE INVERNO 26
CROSS CONFEC



TAM.

U

R\$ **59,99**

25/12 130 2 1513692200180358

RIACHUELO

15136922001
BONE INFO I24 131
02362 V2109
PAREDE INVERNO 26
CROSS CONFEC



TAM.

U

R\$ **59,99**

25/12 130 2 1513692200180359

RIACHUELO

15136922001
BONE INFO I24 131
02362 V2109
PAREDE INVERNO 26
CROSS CONFEC



TAM.

U

R\$ **59,99**

25/12 130 2 1513692200180360

RIACHUELO

15136922001
BONE INFO I24 131
02362 V2109
PAREDE INVERNO 26
CROSS CONFEC



TAM.

U

R\$ **59,99**

25/12 130 2 1513692200180361

RIACHUELO

15136922001
BONE INFO I24 131
02362 V2109
PAREDE INVERNO 26
CROSS CONFEC



TAM.

U

R\$ **59,99**

25/12 130 2 1513692200180362

RIACHUELO

15136922001
BONE INFO I24 131
02362 V2109
PAREDE INVERNO 26
CROSS CONFEC



TAM.

U

R\$ **59,99**

25/12 130 2 1513692200180363

RIACHUELO

15136922001
BONE INFO I24 131
02362 V2109
PAREDE INVERNO 26
CROSS CONFEC



TAM.

U

R\$ **59,99**

25/12 130 2 1513692200180364

RIACHUELO

15136922001
BONE INFO I24 131
02362 V2109
PAREDE INVERNO 26
CROSS CONFEC



TAM.

U

R\$ **59,99**

25/12 130 2 1513692200180365

RIACHUELO

15136922001
BONE INFO I24 131
02362 V2109
PAREDE INVERNO 26
CROSS CONFEC



TAM.

U

R\$ **59,99**

25/12 130 2 1513692200180366

RIACHUELO

15136922001
BONE INFO I24 131
02362 V2109
PAREDE INVERNO 26
CROSS CONFEC



TAM.

U

R\$ **59,99**

25/12 130 2 1513692200180367

RIACHUELO

15136922001
BONE INFO I24 131
02362 V2109
PAREDE INVERNO 26
CROSS CONFEC



TAM.

U

R\$ **59,99**

25/12 130 2 1513692200180368

RIACHUELO

15136922001
BONE INFO I24 131
02362 V2109
PAREDE INVERNO 26
CROSS CONFEC



TAM.

U

R\$ **59,99**

25/12 130 2 1513692200180369

RIACHUELO

15136922001
BONE INFO I24 131
02362 V2109
PAREDE INVERNO 26
CROSS CONFEC



TAM.

U

R\$ **59,99**

25/12 130 2 1513692200180370

RIACHUELO

15136922001
BONE INFO I24 131
02362 V2109
PAREDE INVERNO 26
CROSS CONFEC



TAM.

U

R\$ **59,99**

25/12 130 2 1513692200180371

RIACHUELO

15136922001
BONE INFO I24 131
02362 V2109
PAREDE INVERNO 26
CROSS CONFEC



TAM.

U

R\$ **59,99**

25/12 130 2 1513692200180372

RIACHUELO

15136922001
BONE INFO I24 131
02362 V2109
PAREDE INVERNO 26
CROSS CONFEC



TAM.

U

R\$ **59,99**

25/12 130 2 1513692200180373

RIACHUELO

15136922001
BONE INFO I24 131
02362 V2109
PAREDE INVERNO 26
CROSS CONFEC



TAM.

U

R\$ **59,99**

25/12 130 2 1513692200180374

RIACHUELO

15136922001
BONE INFO I24 131
02362 V2109
PAREDE INVERNO 26
CROSS CONFEC



TAM.

U

R\$ **59,99**

25/12 130 2 1513692200180375

RIACHUELO

15136922001
BONE INFO I24 131
02362 V2109
PAREDE INVERNO 26
CROSS CONFEC



TAM.

U

R\$ **59,99**

25/12 130 2 1513692200180376

RIACHUELO

15136922001
BONE INFO I24 131
02362 V2109
PAREDE INVERNO 26
CROSS CONFEC



TAM.

U

R\$ **59,99**

25/12 130 2 1513692200180377

RIACHUELO

15136922001
BONE INFO I24 131
02362 V2109
PAREDE INVERNO 26
CROSS CONFEC



TAM.

U

R\$ **59,99**

25/12 130 2 1513692200180378

RIACHUELO

15136922001
BONE INFO I24 131
02362 V2109
PAREDE INVERNO 26
CROSS CONFEC



TAM.

U

R\$ **59,99**

25/12 130 2 1513692200180379

RIACHUELO

15136922001
BONE INFO I24 131
02362 V2109
PAREDE INVERNO 26
CROSS CONFEC



TAM.

U

R\$ **59,99**

25/12 130 2 1513692200180380

RIACHUELO

15136922001
BONE INFO I24 131
02362 V2109
PAREDE INVERNO 26
CROSS CONFEC



TAM.

U

R\$ **59,99**

25/12 130 2 1513692200180381

RIACHUELO

15136922001
BONE INFO I24 131
02362 V2109
PAREDE INVERNO 26
CROSS CONFEC



TAM.

U

R\$ **59,99**

25/12 130 2 1513692200180382

RIACHUELO

15136922001
BONE INFO I24 131
02362 V2109
PAREDE INVERNO 26
CROSS CONFEC



TAM.

U

R\$ **59,99**

25/12 130 2 1513692200180383

RIACHUELO

15136922001
BONE INFO I24 131
02362 V2109
PAREDE INVERNO 26
CROSS CONFEC



TAM.

U

R\$ **59,99**

25/12 130 2 1513692200180384

RIACHUELO

15136922001
BONE INFO I24 131
02362 V2109
PAREDE INVERNO 26
CROSS CONFEC



TAM.

U

R\$ **59,99**

25/12 130 2 1513692200180385

RIACHUELO

15136922001
BONE INFO I24 131
02362 V2109
PAREDE INVERNO 26
CROSS CONFEC



TAM.

U

R\$ **59,99**

25/12 130 2 1513692200180386

RIACHUELO

15136922001
BONE INFO I24 131
02362 V2109
PAREDE INVERNO 26
CROSS CONFEC



TAM.

U

R\$ **59,99**

25/12 130 2 1513692200180387

RIACHUELO

15136922001
BONE INFO I24 131
02362 V2109
PAREDE INVERNO 26
CROSS CONFEC



TAM.

U

R\$ **59,99**

25/12 130 2 1513692200180388

RIACHUELO

15136922001
BONE INFO I24 131
02362 V2109
PAREDE INVERNO 26
CROSS CONFEC



TAM.

U

R\$ **59,99**

25/12 130 2 1513692200180389

RIACHUELO

15136922001
BONE INFO I24 131
02362 V2109
PAREDE INVERNO 26
CROSS CONFEC



TAM.

U

R\$ **59,99**

25/12 130 2 1513692200180390

RIACHUELO

15136922001
BONE INFO I24 131
02362 V2109
PAREDE INVERNO 26
CROSS CONFEC



TAM.

U

R\$ **59,99**

25/12 130 2 1513692200180391

RIACHUELO

15136922001
BONE INFO I24 131
02362 V2109
PAREDE INVERNO 26
CROSS CONFEC



TAM.

U

R\$ **59,99**

25/12 130 2 1513692200180392

RIACHUELO

15136922001
BONE INFO I24 131
02362 V2109
PAREDE INVERNO 26
CROSS CONFEC



TAM.

U

R\$ **59,99**

25/12 130 2 1513692200180393

RIACHUELO

15136922001
BONE INFO I24 131
02362 V2109
PAREDE INVERNO 26
CROSS CONFEC



TAM.

U

R\$ **59,99**

25/12 130 2 1513692200180394

RIACHUELO

15136922001
BONE INFO I24 131
02362 V2109
PAREDE INVERNO 26
CROSS CONFEC



TAM.

U

R\$ **59,99**

25/12 130 2 1513692200180395

RIACHUELO

15136922001
BONE INFO I24 131
02362 V2109
PAREDE INVERNO 26
CROSS CONFEC



TAM.

U

R\$ **59,99**

25/12 130 2 1513692200180396

RIACHUELO

15136922001
BONE INFO I24 131
02362 V2109
PAREDE INVERNO 26
CROSS CONFEC



TAM.

U

R\$ **59,99**

25/12 130 2 1513692200180397

RIACHUELO

15136922001
BONE INFO I24 131
02362 V2109
PAREDE INVERNO 26
CROSS CONFEC



TAM.

U

R\$ **59,99**

25/12 130 2 1513692200180398

RIACHUELO

15136922001
BONE INFO I24 131
02362 V2109
PAREDE INVERNO 26
CROSS CONFEC



TAM.

U

R\$ **59,99**

25/12 130 2 1513692200180399

RIACHUELO

15136922001
BONE INFO I24 131
02362 V2109
PAREDE INVERNO 26
CROSS CONFEC



TAM.

U

R\$ **59,99**

25/12 130 2 1513692200180400

RIACHUELO

15136922001
BONE INFO I24 131
02362 V2109
PAREDE INVERNO 26
CROSS CONFEC



TAM.

U

R\$ **59,99**

25/12 130 2 1513692200180401

RIACHUELO

15136922001
BONE INFO I24 131
02362 V2109
PAREDE INVERNO 26
CROSS CONFEC



TAM.

U

R\$ **59,99**

25/12 130 2 1513692200180402

RIACHUELO

15136922001
BONE INFO I24 131
02362 V2109
PAREDE INVERNO 26
CROSS CONFEC



TAM.

U

R\$ **59,99**

25/12 130 2 1513692200180403

RIACHUELO

15136922001
BONE INFO I24 131
02362 V2109
PAREDE INVERNO 26
CROSS CONFEC



TAM.

U

R\$ **59,99**

25/12 130 2 1513692200180404

RIACHUELO

15136922001
BONE INFO I24 131
02362 V2109
PAREDE INVERNO 26
CROSS CONFEC



TAM.

U

R\$ **59,99**

25/12 130 2 1513692200180405

RIACHUELO

15136922001
BONE INFO I24 131
02362 V2109
PAREDE INVERNO 26
CROSS CONFEC



TAM.

U

R\$ **59,99**

25/12 130 2 1513692200180406

RIACHUELO

15136922001
BONE INFO I24 131
02362 V2109
PAREDE INVERNO 26
CROSS CONFEC



TAM.

U

R\$ **59,99**

25/12 130 2 1513692200180407

RIACHUELO

15136922001
BONE INFO I24 131
02362 V2109
PAREDE INVERNO 26
CROSS CONFEC



TAM.

U

R\$ **59,99**

25/12 130 2 1513692200180408

RIACHUELO

15136922001
BONE INFO I24 131
02362 V2109
PAREDE INVERNO 26
CROSS CONFEC



TAM.

U

R\$ **59,99**

25/12 130 2 1513692200180409

RIACHUELO

15136922001
BONE INFO I24 131
02362 V2109
PAREDE INVERNO 26
CROSS CONFEC



TAM.

U

R\$ **59,99**

25/12 130 2 1513692200180410

RIACHUELO

15136922001
BONE INFO I24 131
02362 V2109
PAREDE INVERNO 26
CROSS CONFEC



TAM.

U

R\$ **59,99**

25/12 130 2 1513692200180411

RIACHUELO

15136922001
BONE INFO I24 131
02362 V2109
PAREDE INVERNO 26
CROSS CONFEC



TAM.

U

R\$ **59,99**

25/12 130 2 1513692200180412

RIACHUELO

15136922001
BONE INFO I24 131
02362 V2109
PAREDE INVERNO 26
CROSS CONFEC



TAM.

U

R\$ **59,99**

25/12 130 2 1513692200180413

RIACHUELO

15136922001
BONE INFO I24 131
02362 V2109
PAREDE INVERNO 26
CROSS CONFEC



TAM.

U

R\$ **59,99**

25/12 130 2 1513692200180414

RIACHUELO

15136922001
BONE INFO I24 131
02362 V2109
PAREDE INVERNO 26
CROSS CONFEC



TAM.

U

R\$ **59,99**

25/12 130 2 1513692200180415

RIACHUELO

15136922001
BONE INFO I24 131
02362 V2109
PAREDE INVERNO 26
CROSS CONFEC



TAM.

U

R\$ **59,99**

25/12 130 2 1513692200180416

RIACHUELO

15136922001
BONE INFO I24 131
02362 V2109
PAREDE INVERNO 26
CROSS CONFEC



TAM.

U

R\$ **59,99**

25/12 130 2 1513692200180418

RIACHUELO

15136922001
BONE INFO I24 131
02362 V2109
PAREDE INVERNO 26
CROSS CONFEC



TAM.

U

R\$ **59,99**

25/12 130 2 1513692200180418

RIACHUELO

15136922001
BONE INFO I24 131
02362 V2109
PAREDE INVERNO 26
CROSS CONFEC



TAM.

U

R\$ **59,99**

25/12 130 2 1513692200180419

RIACHUELO

15136922001
BONE INFO I24 131
02362 V2109
PAREDE INVERNO 26
CROSS CONFEC



TAM.

U

R\$ **59,99**

25/12 130 2 1513692200180420

RIACHUELO

15136922001
BONE INFO I24 131
02362 V2109
PAREDE INVERNO 26
CROSS CONFEC



TAM.

U

R\$ **59,99**

25/12 130 2 1513692200180421

RIACHUELO

15136922001
BONE INFO I24 131
02362 V2109
PAREDE INVERNO 26
CROSS CONFEC



TAM.

U

R\$ **59,99**

25/12 130 2 1513692200180422

RIACHUELO

15136922001
BONE INFO I24 131
02362 V2109
PAREDE INVERNO 26
CROSS CONFEC



TAM.

U

R\$ **59,99**

25/12 130 2 1513692200180423

RIACHUELO

15136922001
BONE INFO I24 131
02362 V2109
PAREDE INVERNO 26
CROSS CONFEC



TAM.

U

R\$ **59,99**

25/12 130 2 1513692200180424

RIACHUELO

15136922001
BONE INFO I24 131
02362 V2109
PAREDE INVERNO 26
CROSS CONFEC



TAM.

U

R\$ **59,99**

25/12 130 2 1513692200180425

RIACHUELO

15136922001
BONE INFO I24 131
02362 V2109
PAREDE INVERNO 26
CROSS CONFEC



TAM.

U

R\$ **59,99**

25/12 130 2 1513692200180426

RIACHUELO

15136922001
BONE INFO I24 131
02362 V2109
PAREDE INVERNO 26
CROSS CONFEC



TAM.

U

R\$ **59,99**

25/12 130 2 1513692200180427

RIACHUELO

15136922001
BONE INFO I24 131
02362 V2109
PAREDE INVERNO 26
CROSS CONFEC



TAM.

U

R\$ **59,99**

25/12 130 2 1513692200180428

RIACHUELO

15136922001
BONE INFO I24 131
02362 V2109
PAREDE INVERNO 26
CROSS CONFEC



TAM.

U

R\$ **59,99**

25/12 130 2 1513692200180429

RIACHUELO

15136922001
BONE INFO I24 131
02362 V2109
PAREDE INVERNO 26
CROSS CONFEC



TAM.

U

R\$ **59,99**

25/12 130 2 1513692200180430

RIACHUELO

15136922001
BONE INFO I24 131
02362 V2109
PAREDE INVERNO 26
CROSS CONFEC



TAM.

U

R\$ **59,99**

25/12 130 2 1513692200180431

RIACHUELO

15136922001
BONE INFO I24 131
02362 V2109
PAREDE INVERNO 26
CROSS CONFEC



TAM.

U

R\$ **59,99**

25/12 130 2 1513692200180432

RIACHUELO

15136922001
BONE INFO I24 131
02362 V2109
PAREDE INVERNO 26
CROSS CONFEC



TAM.

U

R\$ **59,99**

25/12 130 2 1513692200180433

RIACHUELO

15136922001
BONE INFO I24 131
02362 V2109
PAREDE INVERNO 26
CROSS CONFEC



TAM.

U

R\$ **59,99**

25/12 130 2 1513692200180434

RIACHUELO

15136922001
BONE INFO I24 131
02362 V2109
PAREDE INVERNO 26
CROSS CONFEC



TAM.

U

R\$ **59,99**

25/12 130 2 1513692200180435

RIACHUELO

15136922001
BONE INFO I24 131
02362 V2109
PAREDE INVERNO 26
CROSS CONFEC



TAM.

U

R\$ **59,99**

25/12 130 2 1513692200180436

RIACHUELO

15136922001
BONE INFO I24 131
02362 V2109
PAREDE INVERNO 26
CROSS CONFEC



TAM.

U

R\$ **59,99**

25/12 130 2 1513692200180438

RIACHUELO

15136922001
BONE INFO I24 131
02362 V2109
PAREDE INVERNO 26
CROSS CONFEC



TAM.

U

R\$ **59,99**

25/12 130 2 1513692200180438

RIACHUELO

15136922001
BONE INFO I24 131
02362 V2109
PAREDE INVERNO 26
CROSS CONFEC



TAM.

U

R\$ **59,99**

25/12 130 2 1513692200180439

RIACHUELO

15136922001
BONE INFO I24 131
02362 V2109
PAREDE INVERNO 26
CROSS CONFEC



TAM.

U

R\$ **59,99**

25/12 130 2 1513692200180440

RIACHUELO

15136922001
BONE INFO I24 131
02362 V2109
PAREDE INVERNO 26
CROSS CONFEC



TAM.

U

R\$ **59,99**

25/12 130 2 1513692200180441

RIACHUELO

15136922001
BONE INFO I24 131
02362 V2109
PAREDE INVERNO 26
CROSS CONFEC



TAM.

U

R\$ **59,99**

25/12 130 2 1513692200180442

RIACHUELO

15136922001
BONE INFO I24 131
02362 V2109
PAREDE INVERNO 26
CROSS CONFEC



TAM.

U

R\$ **59,99**

25/12 130 2 1513692200180443

RIACHUELO

15136922001
BONE INFO I24 131
02362 V2109
PAREDE INVERNO 26
CROSS CONFEC



TAM.

U

R\$ **59,99**

25/12 130 2 1513692200180444

RIACHUELO

15136922001
BONE INFO I24 131
02362 V2109
PAREDE INVERNO 26
CROSS CONFEC



TAM.

U

R\$ **59,99**

25/12 130 2 1513692200180445

RIACHUELO

15136922001
BONE INFO I24 131
02362 V2109
PAREDE INVERNO 26
CROSS CONFEC



TAM.

U

R\$ **59,99**

25/12 130 2 1513692200180446

RIACHUELO

15136922001
BONE INFO I24 131
02362 V2109
PAREDE INVERNO 26
CROSS CONFEC



TAM.

U

R\$ **59,99**

25/12 130 2 1513692200180447

RIACHUELO

15136922001
BONE INFO I24 131
02362 V2109
PAREDE INVERNO 26
CROSS CONFEC



TAM.

U

R\$ **59,99**

25/12 130 2 1513692200180448

RIACHUELO

15136922001
BONE INFO I24 131
02362 V2109
PAREDE INVERNO 26
CROSS CONFEC



TAM.

U

R\$ **59,99**

25/12 130 2 1513692200180449

RIACHUELO

15136922001
BONE INFO I24 131
02362 V2109
PAREDE INVERNO 26
CROSS CONFEC



TAM.

U

R\$ **59,99**

25/12 130 2 1513692200180450

RIACHUELO

15136922001
BONE INFO I24 131
02362 V2109
PAREDE INVERNO 26
CROSS CONFEC



TAM.

U

R\$ **59,99**

25/12 130 2 1513692200180451

RIACHUELO

15136922001
BONE INFO I24 131
02362 V2109
PAREDE INVERNO 26
CROSS CONFEC



TAM.

U

R\$ **59,99**

25/12 130 2 1513692200180452

RIACHUELO

15136922001
BONE INFO I24 131
02362 V2109
PAREDE INVERNO 26
CROSS CONFEC



TAM.

U

R\$ **59,99**

25/12 130 2 1513692200180453

RIACHUELO

15136922001
BONE INFO I24 131
02362 V2109
PAREDE INVERNO 26
CROSS CONFEC



TAM.

U

R\$ **59,99**

25/12 130 2 1513692200180454

RIACHUELO

15136922001
BONE INFO I24 131
02362 V2109
PAREDE INVERNO 26
CROSS CONFEC



TAM.

U

R\$ **59,99**

25/12 130 2 1513692200180455

RIACHUELO

15136922001
BONE INFO I24 131
02362 V2109
PAREDE INVERNO 26
CROSS CONFEC



TAM.

U

R\$ **59,99**

25/12 130 2 1513692200180456

RIACHUELO

15136922001
BONE INFO I24 131
02362 V2109
PAREDE INVERNO 26
CROSS CONFEC



TAM.

U

R\$ **59,99**

25/12 130 2 1513692200180457

RIACHUELO

15136922001
BONE INFO I24 131
02362 V2109
PAREDE INVERNO 26
CROSS CONFEC



TAM.

U

R\$ **59,99**

25/12 130 2 1513692200180458

RIACHUELO

15136922001
BONE INFO I24 131
02362 V2109
PAREDE INVERNO 26
CROSS CONFEC



TAM.

U

R\$ **59,99**

25/12 130 2 1513692200180459

RIACHUELO

15136922001
BONE INFO I24 131
02362 V2109
PAREDE INVERNO 26
CROSS CONFEC



TAM.

U

R\$ **59,99**

25/12 130 2 1513692200180460

RIACHUELO

15136922001
BONE INFO I24 131
02362 V2109
PAREDE INVERNO 26
CROSS CONFEC



TAM.

U

R\$ **59,99**

25/12 130 2 1513692200180461

RIACHUELO

15136922001
BONE INFO I24 131
02362 V2109
PAREDE INVERNO 26
CROSS CONFEC



TAM.

U

R\$ **59,99**

25/12 130 2 1513692200180462

RIACHUELO

15136922001
BONE INFO I24 131
02362 V2109
PAREDE INVERNO 26
CROSS CONFEC



TAM.

U

R\$ **59,99**

25/12 130 2 1513692200180463

RIACHUELO

15136922001
BONE INFO I24 131
02362 V2109
PAREDE INVERNO 26
CROSS CONFEC



TAM.

U

R\$ **59,99**

25/12 130 2 1513692200180464

RIACHUELO

15136922001
BONE INFO I24 131
02362 V2109
PAREDE INVERNO 26
CROSS CONFEC



TAM.

U

R\$ **59,99**

25/12 130 2 1513692200180465

RIACHUELO

15136922001
BONE INFO I24 131
02362 V2109
PAREDE INVERNO 26
CROSS CONFEC



TAM.

U

R\$ **59,99**

25/12 130 2 1513692200180466

RIACHUELO

15136922001
BONE INFO I24 131
02362 V2109
PAREDE INVERNO 26
CROSS CONFEC



TAM.

U

R\$ **59,99**

25/12 130 2 1513692200180467

RIACHUELO

15136922001
BONE INFO I24 131
02362 V2109
PAREDE INVERNO 26
CROSS CONFEC



TAM.

U

R\$ **59,99**

25/12 130 2 1513692200180468

RIACHUELO

15136922001
BONE INFO I24 131
02362 V2109
PAREDE INVERNO 26
CROSS CONFEC



TAM.

U

R\$ **59,99**

25/12 130 2 1513692200180469

RIACHUELO

15136922001
BONE INFO I24 131
02362 V2109
PAREDE INVERNO 26
CROSS CONFEC



TAM.

U

R\$ **59,99**

25/12 130 2 1513692200180470

RIACHUELO

15136922001
BONE INFO I24 131
02362 V2109
PAREDE INVERNO 26
CROSS CONFEC



TAM.

U

R\$ **59,99**

25/12 130 2 1513692200180471

RIACHUELO

15136922001
BONE INFO I24 131
02362 V2109
PAREDE INVERNO 26
CROSS CONFEC



TAM.

U

R\$ **59,99**

25/12 130 2 1513692200180472

RIACHUELO

15136922001
BONE INFO I24 131
02362 V2109
PAREDE INVERNO 26
CROSS CONFEC



TAM.

U

R\$ **59,99**

25/12 130 2 1513692200180473

RIACHUELO

15136922001
BONE INFO I24 131
02362 V2109
PAREDE INVERNO 26
CROSS CONFEC



TAM.

U

R\$ **59,99**

25/12 130 2 1513692200180474

RIACHUELO

15136922001
BONE INFO I24 131
02362 V2109
PAREDE INVERNO 26
CROSS CONFEC



TAM.

U

R\$ **59,99**

25/12 130 2 1513692200180475

RIACHUELO

15136922001
BONE INFO I24 131
02362 V2109
PAREDE INVERNO 26
CROSS CONFEC



TAM.

U

R\$ **59,99**

25/12 130 2 1513692200180476

RIACHUELO

15136922001
BONE INFO I24 131
02362 V2109
PAREDE INVERNO 26
CROSS CONFEC



TAM.

U

R\$ **59,99**

25/12 130 2 1513692200180477

RIACHUELO

15136922001
BONE INFO I24 131
02362 V2109
PAREDE INVERNO 26
CROSS CONFEC



TAM.

U

R\$ **59,99**

25/12 130 2 1513692200180478

RIACHUELO

15136922001
BONE INFO I24 131
02362 V2109
PAREDE INVERNO 26
CROSS CONFEC



TAM.

U

R\$ **59,99**

25/12 130 2 1513692200180479

RIACHUELO

15136922001
BONE INFO I24 131
02362 V2109
PAREDE INVERNO 26
CROSS CONFEC



TAM.

U

R\$ **59,99**

25/12 130 2 1513692200180480

RIACHUELO

15136922001
BONE INFO I24 131
02362 V2109
PAREDE INVERNO 26
CROSS CONFEC



TAM.

U

R\$ **59,99**

25/12 130 2 1513692200180481

RIACHUELO

15136922001
BONE INFO I24 131
02362 V2109
PAREDE INVERNO 26
CROSS CONFEC



TAM.

U

R\$ **59,99**

25/12 130 2 1513692200180482

RIACHUELO

15136922001
BONE INFO I24 131
02362 V2109
PAREDE INVERNO 26
CROSS CONFEC



TAM.

U

R\$ **59,99**

25/12 130 2 1513692200180483

RIACHUELO

15136922001
BONE INFO I24 131
02362 V2109
PAREDE INVERNO 26
CROSS CONFEC



TAM.

U

R\$ **59,99**

25/12 130 2 1513692200180484

RIACHUELO

15136922001
BONE INFO I24 131
02362 V2109
PAREDE INVERNO 26
CROSS CONFEC



TAM.

U

R\$ **59,99**

25/12 130 2 1513692200180485

RIACHUELO

15136922001
BONE INFO I24 131
02362 V2109
PAREDE INVERNO 26
CROSS CONFEC



TAM.

U

R\$ **59,99**

25/12 130 2 1513692200180486

RIACHUELO

15136922001
BONE INFO I24 131
02362 V2109
PAREDE INVERNO 26
CROSS CONFEC



TAM.

U

R\$ **59,99**

25/12 130 2 1513692200180487

RIACHUELO

15136922001
BONE INFO I24 131
02362 V2109
PAREDE INVERNO 26
CROSS CONFEC



TAM.

U

R\$ **59,99**

25/12 130 2 1513692200180488

RIACHUELO

15136922001
BONE INFO I24 131
02362 V2109
PAREDE INVERNO 26
CROSS CONFEC



TAM.

U

R\$ **59,99**

25/12 130 2 1513692200180489

RIACHUELO

15136922001
BONE INFO I24 131
02362 V2109
PAREDE INVERNO 26
CROSS CONFEC



TAM.

U

R\$ **59,99**

25/12 130 2 1513692200180490

RIACHUELO

15136922001
BONE INFO I24 131
02362 V2109
PAREDE INVERNO 26
CROSS CONFEC



TAM.

U

R\$ **59,99**

25/12 130 2 1513692200180491

RIACHUELO

15136922001
BONE INFO I24 131
02362 V2109
PAREDE INVERNO 26
CROSS CONFEC



TAM.

U

R\$ **59,99**

25/12 130 2 1513692200180492

RIACHUELO

15136922001
BONE INFO I24 131
02362 V2109
PAREDE INVERNO 26
CROSS CONFEC



TAM.

U

R\$ **59,99**

25/12 130 2 1513692200180493

RIACHUELO

15136922001
BONE INFO I24 131
02362 V2109
PAREDE INVERNO 26
CROSS CONFEC



TAM.

U

R\$ **59,99**

25/12 130 2 1513692200180494

RIACHUELO

15136922001
BONE INFO I24 131
02362 V2109
PAREDE INVERNO 26
CROSS CONFEC



TAM.

U

R\$ **59,99**

25/12 130 2 1513692200180495

RIACHUELO

15136922001
BONE INFO I24 131
02362 V2109
PAREDE INVERNO 26
CROSS CONFEC



TAM.

U

R\$ **59,99**

25/12 130 2 1513692200180496

RIACHUELO

15136922001
BONE INFO I24 131
02362 V2109
PAREDE INVERNO 26
CROSS CONFEC



TAM.

U

R\$ **59,99**

25/12 130 2 1513692200180497

RIACHUELO

15136922001
BONE INFO I24 131
02362 V2109
PAREDE INVERNO 26
CROSS CONFEC



TAM.

U

R\$ **59,99**

25/12 130 2 1513692200180498

RIACHUELO

15136922001
BONE INFO I24 131
02362 V2109
PAREDE INVERNO 26
CROSS CONFEC



TAM.

U

R\$ **59,99**

25/12 130 2 1513692200180499

RIACHUELO

15136922001
BONE INFO I24 131
02362 V2109
PAREDE INVERNO 26
CROSS CONFEC



TAM.

U

R\$ **59,99**

25/12 130 2 1513692200180500

RIACHUELO

15136922001
BONE INFO I24 131
02362 V2109
PAREDE INVERNO 26
CROSS CONFEC



TAM.

U

R\$ **59,99**

25/12 130 2 1513692200180501

RIACHUELO

15136922001
BONE INFO I24 131
02362 V2109
PAREDE INVERNO 26
CROSS CONFEC



TAM.

U

R\$ **59,99**

25/12 130 2 1513692200180502

RIACHUELO

15136922001
BONE INFO I24 131
02362 V2109
PAREDE INVERNO 26
CROSS CONFEC



TAM.

U

R\$ **59,99**

25/12 130 2 1513692200180503

RIACHUELO

15136922001
BONE INFO I24 131
02362 V2109
PAREDE INVERNO 26
CROSS CONFEC



TAM.

U

R\$ **59,99**

25/12 130 2 1513692200180504

RIACHUELO

15136922001
BONE INFO I24 131
02362 V2109
PAREDE INVERNO 26
CROSS CONFEC



TAM.

U

R\$ **59,99**

25/12 130 2 1513692200180505

RIACHUELO

15136922001
BONE INFO I24 131
02362 V2109
PAREDE INVERNO 26
CROSS CONFEC



TAM.

U

R\$ **59,99**

25/12 130 2 1513692200180506

RIACHUELO

15136922001
BONE INFO I24 131
02362 V2109
PAREDE INVERNO 26
CROSS CONFEC



TAM.

U

R\$ **59,99**

25/12 130 2 1513692200180507

RIACHUELO

15136922001
BONE INFO I24 131
02362 V2109
PAREDE INVERNO 26
CROSS CONFEC



TAM.

U

R\$ **59,99**

25/12 130 2 1513692200180508

RIACHUELO

15136922001
BONE INFO I24 131
02362 V2109
PAREDE INVERNO 26
CROSS CONFEC



TAM.

U

R\$ **59,99**

25/12 130 2 1513692200180509

RIACHUELO

15136922001
BONE INFO I24 131
02362 V2109
PAREDE INVERNO 26
CROSS CONFEC



TAM.

U

R\$ **59,99**

25/12 130 2 1513692200180510

RIACHUELO

15136922001
BONE INFO I24 131
02362 V2109
PAREDE INVERNO 26
CROSS CONFEC



TAM.

U

R\$ **59,99**

25/12 130 2 1513692200180511

RIACHUELO

15136922001
BONE INFO I24 131
02362 V2109
PAREDE INVERNO 26
CROSS CONFEC



TAM.

U

R\$ **59,99**

25/12 130 2 1513692200180512

RIACHUELO

15136922001
BONE INFO I24 131
02362 V2109
PAREDE INVERNO 26
CROSS CONFEC



TAM.

U

R\$ **59,99**

25/12 130 2 1513692200180513

RIACHUELO

15136922001
BONE INFO I24 131
02362 V2109
PAREDE INVERNO 26
CROSS CONFEC



TAM.

U

R\$ **59,99**

25/12 130 2 1513692200180514

RIACHUELO

15136922001
BONE INFO I24 131
02362 V2109
PAREDE INVERNO 26
CROSS CONFEC



TAM.

U

R\$ **59,99**

25/12 130 2 1513692200180515

RIACHUELO

15136922001
BONE INFO I24 131
02362 V2109
PAREDE INVERNO 26
CROSS CONFEC



TAM.

U

R\$ **59,99**

25/12 130 2 1513692200180516

RIACHUELO

15136922001
BONE INFO I24 131
02362 V2109
PAREDE INVERNO 26
CROSS CONFEC



TAM.

U

R\$ **59,99**

25/12 130 2 1513692200180517

RIACHUELO

15136922001
BONE INFO I24 131
02362 V2109
PAREDE INVERNO 26
CROSS CONFEC



TAM.

U

R\$ **59,99**

25/12 130 2 1513692200180518

RIACHUELO

15136922001
BONE INFO I24 131
02362 V2109
PAREDE INVERNO 26
CROSS CONFEC



TAM.

U

R\$ **59,99**

25/12 130 2 1513692200180519

RIACHUELO

15136922001
BONE INFO I24 131
02362 V2109
PAREDE INVERNO 26
CROSS CONFEC



TAM.

U

R\$ **59,99**

25/12 130 2 1513692200180520

RIACHUELO

15136922001
BONE INFO I24 131
02362 V2109
PAREDE INVERNO 26
CROSS CONFEC



TAM.

U

R\$ **59,99**

25/12 130 2 1513692200180521

RIACHUELO

15136922001
BONE INFO I24 131
02362 V2109
PAREDE INVERNO 26
CROSS CONFEC



TAM.

U

R\$ **59,99**

25/12 130 2 1513692200180522

RIACHUELO

15136922001
BONE INFO I24 131
02362 V2109
PAREDE INVERNO 26
CROSS CONFEC



TAM.

U

R\$ **59,99**

25/12 130 2 1513692200180523

RIACHUELO

15136922001
BONE INFO I24 131
02362 V2109
PAREDE INVERNO 26
CROSS CONFEC



TAM.

U

R\$ **59,99**

25/12 130 2 1513692200180524

RIACHUELO

15136922001
BONE INFO I24 131
02362 V2109
PAREDE INVERNO 26
CROSS CONFEC



TAM.

U

R\$ **59,99**

25/12 130 2 1513692200180525

RIACHUELO

15136922001
BONE INFO I24 131
02362 V2109
PAREDE INVERNO 26
CROSS CONFEC



TAM.

U

R\$ **59,99**

25/12 130 2 1513692200180526

RIACHUELO

15136922001
BONE INFO I24 131
02362 V2109
PAREDE INVERNO 26
CROSS CONFEC



TAM.

U

R\$ **59,99**

25/12 130 2 1513692200180527

RIACHUELO

15136922001
BONE INFO I24 131
02362 V2109
PAREDE INVERNO 26
CROSS CONFEC



TAM.

U

R\$ **59,99**

25/12 130 2 1513692200180528

RIACHUELO

15136922001
BONE INFO I24 131
02362 V2109
PAREDE INVERNO 26
CROSS CONFEC



TAM.

U

R\$ **59,99**

25/12 130 2 1513692200180529

RIACHUELO

15136922001
BONE INFO I24 131
02362 V2109
PAREDE INVERNO 26
CROSS CONFEC



TAM.

U

R\$ **59,99**

25/12 130 2 1513692200180530

RIACHUELO

15136922001
BONE INFO I24 131
02362 V2109
PAREDE INVERNO 26
CROSS CONFEC



TAM.

U

R\$ **59,99**

25/12 130 2 1513692200180531

RIACHUELO

15136922001
BONE INFO I24 131
02362 V2109
PAREDE INVERNO 26
CROSS CONFEC



TAM.

U

R\$ **59,99**

25/12 130 2 1513692200180532

RIACHUELO

15136922001
BONE INFO I24 131
02362 V2109
PAREDE INVERNO 26
CROSS CONFEC



TAM.

U

R\$ **59,99**

25/12 130 2 1513692200180533

RIACHUELO

15136922001
BONE INFO I24 131
02362 V2109
PAREDE INVERNO 26
CROSS CONFEC



TAM.

U

R\$ **59,99**

25/12 130 2 1513692200180534

RIACHUELO

15136922001
BONE INFO I24 131
02362 V2109
PAREDE INVERNO 26
CROSS CONFEC



TAM.

U

R\$ **59,99**

25/12 130 2 1513692200180535

RIACHUELO

15136922001
BONE INFO I24 131
02362 V2109
PAREDE INVERNO 26
CROSS CONFEC



TAM.

U

R\$ **59,99**

25/12 130 2 1513692200180536

RIACHUELO

15136922001
BONE INFO I24 131
02362 V2109
PAREDE INVERNO 26
CROSS CONFEC



TAM.

U

R\$ **59,99**

25/12 130 2 1513692200180537

RIACHUELO

15136922001
BONE INFO I24 131
02362 V2109
PAREDE INVERNO 26
CROSS CONFEC



TAM.

U

R\$ **59,99**

25/12 130 2 1513692200180538

RIACHUELO

15136922001
BONE INFO I24 131
02362 V2109
PAREDE INVERNO 26
CROSS CONFEC



TAM.

U

R\$ **59,99**

25/12 130 2 1513692200180539

RIACHUELO

15136922001
BONE INFO I24 131
02362 V2109
PAREDE INVERNO 26
CROSS CONFEC



TAM.

U

R\$ **59,99**

25/12 130 2 1513692200180540

RIACHUELO

15136922001
BONE INFO I24 131
02362 V2109
PAREDE INVERNO 26
CROSS CONFEC



TAM.

U

R\$ **59,99**

25/12 130 2 1513692200180541

RIACHUELO

15136922001
BONE INFO I24 131
02362 V2109
PAREDE INVERNO 26
CROSS CONFEC



TAM.

U

R\$ **59,99**

25/12 130 2 1513692200180542

RIACHUELO

15136922001
BONE INFO I24 131
02362 V2109
PAREDE INVERNO 26
CROSS CONFEC



TAM.

U

R\$ **59,99**

25/12 130 2 1513692200180543

RIACHUELO

15136922001
BONE INFO I24 131
02362 V2109
PAREDE INVERNO 26
CROSS CONFEC



TAM.

U

R\$ **59,99**

25/12 130 2 1513692200180544

RIACHUELO

15136922001
BONE INFO I24 131
02362 V2109
PAREDE INVERNO 26
CROSS CONFEC



TAM.

U

R\$ **59,99**

25/12 130 2 1513692200180545

RIACHUELO

15136922001
BONE INFO I24 131
02362 V2109
PAREDE INVERNO 26
CROSS CONFEC



TAM.

U

R\$ **59,99**

25/12 130 2 1513692200180546

RIACHUELO

15136922001
BONE INFO I24 131
02362 V2109
PAREDE INVERNO 26
CROSS CONFEC



TAM.

U

R\$ **59,99**

25/12 130 2 1513692200180547

RIACHUELO

15136922001
BONE INFO I24 131
02362 V2109
PAREDE INVERNO 26
CROSS CONFEC



TAM.

U

R\$ **59,99**

25/12 130 2 1513692200180548

RIACHUELO

15136922001
BONE INFO I24 131
02362 V2109
PAREDE INVERNO 26
CROSS CONFEC



TAM.

U

R\$ **59,99**

25/12 130 2 1513692200180549

RIACHUELO

15136922001
BONE INFO I24 131
02362 V2109
PAREDE INVERNO 26
CROSS CONFEC



TAM.

U

R\$ **59,99**

25/12 130 2 1513692200180550

RIACHUELO

15136922001
BONE INFO I24 131
02362 V2109
PAREDE INVERNO 26
CROSS CONFEC



TAM.

U

R\$ **59,99**

25/12 130 2 1513692200180551

RIACHUELO

15136922001
BONE INFO I24 131
02362 V2109
PAREDE INVERNO 26
CROSS CONFEC



TAM.

U

R\$ **59,99**

25/12 130 2 1513692200180552

RIACHUELO

15136922001
BONE INFO I24 131
02362 V2109
PAREDE INVERNO 26
CROSS CONFEC



TAM.

U

R\$ **59,99**

25/12 130 2 1513692200180553

RIACHUELO

15136922001
BONE INFO I24 131
02362 V2109
PAREDE INVERNO 26
CROSS CONFEC



TAM.

U

R\$ **59,99**

25/12 130 2 1513692200180554

RIACHUELO

15136922001
BONE INFO I24 131
02362 V2109
PAREDE INVERNO 26
CROSS CONFEC



TAM.

U

R\$ **59,99**

25/12 130 2 1513692200180555

RIACHUELO

15136922001
BONE INFO I24 131
02362 V2109
PAREDE INVERNO 26
CROSS CONFEC



TAM.

U

R\$ **59,99**

25/12 130 2 1513692200180556

RIACHUELO

15136922001
BONE INFO I24 131
02362 V2109
PAREDE INVERNO 26
CROSS CONFEC



TAM.

U

R\$ **59,99**

25/12 130 2 1513692200180557

RIACHUELO

15136922001
BONE INFO I24 131
02362 V2109
PAREDE INVERNO 26
CROSS CONFEC



TAM.

U

R\$ **59,99**

25/12 130 2 1513692200180558

RIACHUELO

15136922001
BONE INFO I24 131
02362 V2109
PAREDE INVERNO 26
CROSS CONFEC



TAM.

U

R\$ **59,99**

25/12 130 2 1513692200180559

RIACHUELO

15136922001
BONE INFO I24 131
02362 V2109
PAREDE INVERNO 26
CROSS CONFEC



TAM.

U

R\$ **59,99**

25/12 130 2 1513692200180560

RIACHUELO

15136922001
BONE INFO I24 131
02362 V2109
PAREDE INVERNO 26
CROSS CONFEC



TAM.

U

R\$ **59,99**

25/12 130 2 1513692200180561

RIACHUELO

15136922001
BONE INFO I24 131
02362 V2109
PAREDE INVERNO 26
CROSS CONFEC



TAM.

U

R\$ **59,99**

25/12 130 2 1513692200180562

RIACHUELO

15136922001
BONE INFO I24 131
02362 V2109
PAREDE INVERNO 26
CROSS CONFEC



TAM.

U

R\$ **59,99**

25/12 130 2 1513692200180563

RIACHUELO

15136922001
BONE INFO I24 131
02362 V2109
PAREDE INVERNO 26
CROSS CONFEC



TAM.

U

R\$ **59,99**

25/12 130 2 1513692200180564

RIACHUELO

15136922001
BONE INFO I24 131
02362 V2109
PAREDE INVERNO 26
CROSS CONFEC



TAM.

U

R\$ **59,99**

25/12 130 2 1513692200180565

RIACHUELO

15136922001
BONE INFO I24 131
02362 V2109
PAREDE INVERNO 26
CROSS CONFEC



TAM.

U

R\$ **59,99**

25/12 130 2 1513692200180566

RIACHUELO

15136922001
BONE INFO I24 131
02362 V2109
PAREDE INVERNO 26
CROSS CONFEC



TAM.

U

R\$ **59,99**

25/12 130 2 1513692200180567

RIACHUELO

15136922001
BONE INFO I24 131
02362 V2109
PAREDE INVERNO 26
CROSS CONFEC



TAM.

U

R\$ **59,99**

25/12 130 2 1513692200180568

RIACHUELO

15136922001
BONE INFO I24 131
02362 V2109
PAREDE INVERNO 26
CROSS CONFEC



TAM.

U

R\$ **59,99**

25/12 130 2 1513692200180569

RIACHUELO

15136922001
BONE INFO I24 131
02362 V2109
PAREDE INVERNO 26
CROSS CONFEC



TAM.

U

R\$ **59,99**

25/12 130 2 1513692200180570

RIACHUELO

15136922001
BONE INFO I24 131
02362 V2109
PAREDE INVERNO 26
CROSS CONFEC



TAM.

U

R\$ **59,99**

25/12 130 2 1513692200180571

RIACHUELO

15136922001
BONE INFO I24 131
02362 V2109
PAREDE INVERNO 26
CROSS CONFEC



TAM.

U

R\$ **59,99**

25/12 130 2 1513692200180572

RIACHUELO

15136922001
BONE INFO I24 131
02362 V2109
PAREDE INVERNO 26
CROSS CONFEC



TAM.

U

R\$ **59,99**

25/12 130 2 1513692200180573

RIACHUELO

15136922001
BONE INFO I24 131
02362 V2109
PAREDE INVERNO 26
CROSS CONFEC



TAM.

U

R\$ **59,99**

25/12 130 2 1513692200180574

RIACHUELO

15136922001
BONE INFO I24 131
02362 V2109
PAREDE INVERNO 26
CROSS CONFEC



TAM.

U

R\$ **59,99**

25/12 130 2 1513692200180575

RIACHUELO

15136922001
BONE INFO I24 131
02362 V2109
PAREDE INVERNO 26
CROSS CONFEC



TAM.

U

R\$ **59,99**

25/12 130 2 1513692200180576

RIACHUELO

15136922001
BONE INFO I24 131
02362 V2109
PAREDE INVERNO 26
CROSS CONFEC



TAM.

U

R\$ **59,99**

25/12 130 2 1513692200180577

RIACHUELO

15136922001
BONE INFO I24 131
02362 V2109
PAREDE INVERNO 26
CROSS CONFEC



TAM.

U

R\$ **59,99**

25/12 130 2 1513692200180578

RIACHUELO

15136922001
BONE INFO I24 131
02362 V2109
PAREDE INVERNO 26
CROSS CONFEC



TAM.

U

R\$ **59,99**

25/12 130 2 1513692200180579

RIACHUELO

15136922001
BONE INFO I24 131
02362 V2109
PAREDE INVERNO 26
CROSS CONFEC



TAM.

U

R\$ **59,99**

25/12 130 2 1513692200180580

RIACHUELO

15136922001
BONE INFO I24 131
02362 V2109
PAREDE INVERNO 26
CROSS CONFEC



TAM.

U

R\$ **59,99**

25/12 130 2 1513692200180581

RIACHUELO

15136922001
BONE INFO I24 131
02362 V2109
PAREDE INVERNO 26
CROSS CONFEC



TAM.

U

R\$ **59,99**

25/12 130 2 1513692200180582

RIACHUELO

15136922001
BONE INFO I24 131
02362 V2109
PAREDE INVERNO 26
CROSS CONFEC



TAM.

U

R\$ **59,99**

25/12 130 2 1513692200180583

RIACHUELO

15136922001
BONE INFO I24 131
02362 V2109
PAREDE INVERNO 26
CROSS CONFEC



TAM.

U

R\$ **59,99**

25/12 130 2 1513692200180584

RIACHUELO

15136922001
BONE INFO I24 131
02362 V2109
PAREDE INVERNO 26
CROSS CONFEC



TAM.

U

R\$ **59,99**

25/12 130 2 1513692200180585

RIACHUELO

15136922001
BONE INFO I24 131
02362 V2109
PAREDE INVERNO 26
CROSS CONFEC



TAM.

U

R\$ **59,99**

25/12 130 2 1513692200180586

RIACHUELO

15136922001
BONE INFO I24 131
02362 V2109
PAREDE INVERNO 26
CROSS CONFEC



TAM.

U

R\$ **59,99**

25/12 130 2 1513692200180587

RIACHUELO

15136922001
BONE INFO I24 131
02362 V2109
PAREDE INVERNO 26
CROSS CONFEC



TAM.

U

R\$ **59,99**

25/12 130 2 1513692200180588

RIACHUELO

15136922001
BONE INFO I24 131
02362 V2109
PAREDE INVERNO 26
CROSS CONFEC



TAM.

U

R\$ **59,99**

25/12 130 2 1513692200180589

RIACHUELO

15136922001
BONE INFO I24 131
02362 V2109
PAREDE INVERNO 26
CROSS CONFEC



TAM.

U

R\$ **59,99**

25/12 130 2 1513692200180590

RIACHUELO

15136922001
BONE INFO I24 131
02362 V2109
PAREDE INVERNO 26
CROSS CONFEC



TAM.

U

R\$ **59,99**

25/12 130 2 1513692200180591

RIACHUELO

15136922001
BONE INFO I24 131
02362 V2109
PAREDE INVERNO 26
CROSS CONFEC



TAM.

U

R\$ **59,99**

25/12 130 2 1513692200180592

RIACHUELO

15136922001
BONE INFO I24 131
02362 V2109
PAREDE INVERNO 26
CROSS CONFEC



TAM.

U

R\$ **59,99**

25/12 130 2 1513692200180693

RIACHUELO

15136922001
BONE INFO I24 131
02362 V2109
PAREDE INVERNO 26
CROSS CONFEC



TAM.

U

R\$ **59,99**

25/12 130 2 1513692200180694

RIACHUELO

15136922001
BONE INFO I24 131
02362 V2109
PAREDE INVERNO 26
CROSS CONFEC



TAM.

U

R\$ **59,99**

25/12 130 2 1513692200180695

RIACHUELO

15136922001
BONE INFO I24 131
02362 V2109
PAREDE INVERNO 26
CROSS CONFEC



TAM.

U

R\$ **59,99**

25/12 130 2 1513692200180696

RIACHUELO

15136922001
BONE INFO I24 131
02362 V2109
PAREDE INVERNO 26
CROSS CONFEC



TAM.

U

R\$ **59,99**

25/12 130 2 1513692200180697

RIACHUELO

15136922001
BONE INFO I24 131
02362 V2109
PAREDE INVERNO 26
CROSS CONFEC



TAM.

U

R\$ **59,99**

25/12 130 2 1513692200180698

RIACHUELO

15136922001
BONE INFO I24 131
02362 V2109
PAREDE INVERNO 26
CROSS CONFEC



TAM.

U

R\$ **59,99**

25/12 130 2 1513692200180699

RIACHUELO

15136922001
BONE INFO I24 131
02362 V2109
PAREDE INVERNO 26
CROSS CONFEC



TAM.

U

R\$ **59,99**

25/12 130 2 1513692200180700

RIACHUELO

15136922001
BONE INFO I24 131
02362 V2109
PAREDE INVERNO 26
CROSS CONFEC



TAM.

U

R\$ **59,99**

25/12 130 2 1513692200180601

RIACHUELO

15136922001
BONE INFO I24 131
02362 V2109
PAREDE INVERNO 26
CROSS CONFEC



TAM.

U

R\$ **59,99**

25/12 130 2 1513692200180602

RIACHUELO

15136922001
BONE INFO I24 131
02362 V2109
PAREDE INVERNO 26
CROSS CONFEC



TAM.

U

R\$ **59,99**

25/12 130 2 1513692200180603

RIACHUELO

15136922001
BONE INFO I24 131
02362 V2109
PAREDE INVERNO 26
CROSS CONFEC



TAM.

U

R\$ **59,99**

25/12 130 2 1513692200180604

RIACHUELO

15136922001
BONE INFO I24 131
02362 V2109
PAREDE INVERNO 26
CROSS CONFEC



TAM.

U

R\$ **59,99**

25/12 130 2 1513692200180605

RIACHUELO

15136922001
BONE INFO I24 131
02362 V2109
PAREDE INVERNO 26
CROSS CONFEC



TAM.

U

R\$ **59,99**

25/12 130 2 1513692200180606

RIACHUELO

15136922001
BONE INFO I24 131
02362 V2109
PAREDE INVERNO 26
CROSS CONFEC



TAM.

U

R\$ **59,99**

25/12 130 2 1513692200180607

RIACHUELO

15136922001
BONE INFO I24 131
02362 V2109
PAREDE INVERNO 26
CROSS CONFEC



TAM.

U

R\$ **59,99**

25/12 130 2 1513692200180608

RIACHUELO

15136922001
BONE INFO I24 131
02362 V2109
PAREDE INVERNO 26
CROSS CONFEC



TAM.

U

R\$ **59,99**

25/12 130 2 1513692200180609

RIACHUELO

15136922001
BONE INFO I24 131
02362 V2109
PAREDE INVERNO 26
CROSS CONFEC



TAM.

U

R\$ **59,99**

25/12 130 2 1513692200180610

RIACHUELO

15136922001
BONE INFO I24 131
02362 V2109
PAREDE INVERNO 26
CROSS CONFEC



TAM.

U

R\$ **59,99**

25/12 130 2 1513692200180611

RIACHUELO

15136922001
BONE INFO I24 131
02362 V2109
PAREDE INVERNO 26
CROSS CONFEC



TAM.

U

R\$ **59,99**

25/12 130 2 1513692200180612

RIACHUELO

15136922001
BONE INFO I24 131
02362 V2109
PAREDE INVERNO 26
CROSS CONFEC



TAM.

U

R\$ **59,99**

25/12 130 2 1513692200180613

RIACHUELO

15136922001
BONE INFO I24 131
02362 V2109
PAREDE INVERNO 26
CROSS CONFEC



TAM.

U

R\$ **59,99**

25/12 130 2 1513692200180614

RIACHUELO

15136922001
BONE INFO I24 131
02362 V2109
PAREDE INVERNO 26
CROSS CONFEC



TAM.

U

R\$ **59,99**

25/12 130 2 1513692200180615

RIACHUELO

15136922001
BONE INFO I24 131
02362 V2109
PAREDE INVERNO 26
CROSS CONFEC



TAM.

U

R\$ **59,99**

25/12 130 2 1513692200180616

RIACHUELO

15136922001
BONE INFO I24 131
02362 V2109
PAREDE INVERNO 26
CROSS CONFEC



TAM.

U

R\$ **59,99**

25/12 130 2 1513692200180617

RIACHUELO

15136922001
BONE INFO I24 131
02362 V2109
PAREDE INVERNO 26
CROSS CONFEC



TAM.

U

R\$ **59,99**

25/12 130 2 1513692200180618

RIACHUELO

15136922001
BONE INFO I24 131
02362 V2109
PAREDE INVERNO 26
CROSS CONFEC



TAM.

U

R\$ **59,99**

25/12 130 2 1513692200180619

RIACHUELO

15136922001
BONE INFO I24 131
02362 V2109
PAREDE INVERNO 26
CROSS CONFEC



TAM.

U

R\$ **59,99**

25/12 130 2 1513692200180620

RIACHUELO

15136922001
BONE INFO I24 131
02362 V2109
PAREDE INVERNO 26
CROSS CONFEC



TAM.

U

R\$ **59,99**

25/12 130 2 1513692200180621

RIACHUELO

15136922001
BONE INFO I24 131
02362 V2109
PAREDE INVERNO 26
CROSS CONFEC



TAM.

U

R\$ **59,99**

25/12 130 2 1513692200180622

RIACHUELO

15136922001
BONE INFO I24 131
02362 V2109
PAREDE INVERNO 26
CROSS CONFEC



TAM.

U

R\$ **59,99**

25/12 130 2 1513692200180623

RIACHUELO

15136922001
BONE INFO I24 131
02362 V2109
PAREDE INVERNO 26
CROSS CONFEC



TAM.

U

R\$ **59,99**

25/12 130 2 1513692200180624

RIACHUELO

15136922001
BONE INFO I24 131
02362 V2109
PAREDE INVERNO 26
CROSS CONFEC



TAM.

U

R\$ **59,99**

25/12 130 2 1513692200180625

RIACHUELO

15136922001
BONE INFO I24 131
02362 V2109
PAREDE INVERNO 26
CROSS CONFEC



TAM.

U

R\$ **59,99**

25/12 130 2 1513692200180626

RIACHUELO

15136922001
BONE INFO I24 131
02362 V2109
PAREDE INVERNO 26
CROSS CONFEC



TAM.

U

R\$ **59,99**

25/12 130 2 1513692200180627

RIACHUELO

15136922001
BONE INFO I24 131
02362 V2109
PAREDE INVERNO 26
CROSS CONFEC



TAM.

U

R\$ **59,99**

25/12 130 2 1513692200180628

RIACHUELO

15136922001
BONE INFO I24 131
02362 V2109
PAREDE INVERNO 26
CROSS CONFEC



TAM.

U

R\$ **59,99**

25/12 130 2 1513692200180629

RIACHUELO

15136922001
BONE INFO I24 131
02362 V2109
PAREDE INVERNO 26
CROSS CONFEC



TAM.

U

R\$ **59,99**

25/12 130 2 1513692200180630

RIACHUELO

15136922001
BONE INFO I24 131
02362 V2109
PAREDE INVERNO 26
CROSS CONFEC



TAM.

U

R\$ **59,99**

25/12 130 2 1513692200180631

RIACHUELO

15136922001
BONE INFO I24 131
02362 V2109
PAREDE INVERNO 26
CROSS CONFEC



TAM.

U

R\$ **59,99**

25/12 130 2 1513692200180632

RIACHUELO

15136922001
BONE INFO I24 131
02362 V2109
PAREDE INVERNO 26
CROSS CONFEC



TAM.

U

R\$ **59,99**

25/12 130 2 1513692200180633

RIACHUELO

15136922001
BONE INFO I24 131
02362 V2109
PAREDE INVERNO 26
CROSS CONFEC



TAM.

U

R\$ **59,99**

25/12 130 2 1513692200180634

RIACHUELO

15136922001
BONE INFO I24 131
02362 V2109
PAREDE INVERNO 26
CROSS CONFEC



TAM.

U

R\$ **59,99**

25/12 130 2 1513692200180635

RIACHUELO

15136922001
BONE INFO I24 131
02362 V2109
PAREDE INVERNO 26
CROSS CONFEC



TAM.

U

R\$ **59,99**

25/12 130 2 1513692200180636

RIACHUELO

15136922001
BONE INFO I24 131
02362 V2109
PAREDE INVERNO 26
CROSS CONFEC



TAM.

U

R\$ **59,99**

25/12 130 2 1513692200180637

RIACHUELO

15136922001
BONE INFO I24 131
02362 V2109
PAREDE INVERNO 26
CROSS CONFEC



TAM.

U

R\$ **59,99**

25/12 130 2 1513692200180638

RIACHUELO

15136922001
BONE INFO I24 131
02362 V2109
PAREDE INVERNO 26
CROSS CONFEC



TAM.

U

R\$ **59,99**

25/12 130 2 1513692200180639

RIACHUELO

15136922001
BONE INFO I24 131
02362 V2109
PAREDE INVERNO 26
CROSS CONFEC



TAM.

U

R\$ **59,99**

25/12 130 2 1513692200180640

RIACHUELO

15136922001
BONE INFO I24 131
02362 V2109
PAREDE INVERNO 26
CROSS CONFEC



TAM.

U

R\$ **59,99**

25/12 130 2 1513692200180641

RIACHUELO

15136922001
BONE INFO I24 131
02362 V2109
PAREDE INVERNO 26
CROSS CONFEC



TAM.

U

R\$ **59,99**

25/12 130 2 1513692200180642

RIACHUELO

15136922001
BONE INFO I24 131
02362 V2109
PAREDE INVERNO 26
CROSS CONFEC



TAM.

U

R\$ **59,99**

25/12 130 2 1513692200180643

RIACHUELO

15136922001
BONE INFO I24 131
02362 V2109
PAREDE INVERNO 26
CROSS CONFEC



TAM.

U

R\$ **59,99**

25/12 130 2 1513692200180644

RIACHUELO

15136922001
BONE INFO I24 131
02362 V2109
PAREDE INVERNO 26
CROSS CONFEC



TAM.

U

R\$ **59,99**

25/12 130 2 1513692200180645

RIACHUELO

15136922001
BONE INFO I24 131
02362 V2109
PAREDE INVERNO 26
CROSS CONFEC



TAM.

U

R\$ **59,99**

25/12 130 2 1513692200180646

RIACHUELO

15136922001
BONE INFO I24 131
02362 V2109
PAREDE INVERNO 26
CROSS CONFEC



TAM.

U

R\$ **59,99**

25/12 130 2 1513692200180647

RIACHUELO

15136922001
BONE INFO I24 131
02362 V2109
PAREDE INVERNO 26
CROSS CONFEC



TAM.

U

R\$ **59,99**

25/12 130 2 1513692200180648

RIACHUELO

15136922001
BONE INFO I24 131
02362 V2109
PAREDE INVERNO 26
CROSS CONFEC



TAM.

U

R\$ **59,99**

25/12 130 2 1513692200180649

RIACHUELO

15136922001
BONE INFO I24 131
02362 V2109
PAREDE INVERNO 26
CROSS CONFEC



TAM.

U

R\$ **59,99**

25/12 130 2 1513692200180650

RIACHUELO

15136922001
BONE INFO I24 131
02362 V2109
PAREDE INVERNO 26
CROSS CONFEC



TAM.

U

R\$ **59,99**

25/12 130 2 1513692200180651

RIACHUELO

15136922001
BONE INFO I24 131
02362 V2109
PAREDE INVERNO 26
CROSS CONFEC



TAM.

U

R\$ **59,99**

25/12 130 2 1513692200180652

RIACHUELO

15136922001
BONE INFO I24 131
02362 V2109
PAREDE INVERNO 26
CROSS CONFEC



TAM.

U

R\$ **59,99**

25/12 130 2 1513692200180653

RIACHUELO

15136922001
BONE INFO I24 131
02362 V2109
PAREDE INVERNO 26
CROSS CONFEC



TAM.

U

R\$ **59,99**

25/12 130 2 1513692200180654

RIACHUELO

15136922001
BONE INFO I24 131
02362 V2109
PAREDE INVERNO 26
CROSS CONFEC



TAM.

U

R\$ **59,99**

25/12 130 2 1513692200180655

RIACHUELO

15136922001
BONE INFO I24 131
02362 V2109
PAREDE INVERNO 26
CROSS CONFEC



TAM.

U

R\$ **59,99**

25/12 130 2 1513692200180656

RIACHUELO

15136922001
BONE INFO I24 131
02362 V2109
PAREDE INVERNO 26
CROSS CONFEC



TAM.

U

R\$ **59,99**

25/12 130 2 1513692200180657

RIACHUELO

15136922001
BONE INFO I24 131
02362 V2109
PAREDE INVERNO 26
CROSS CONFEC



TAM.

U

R\$ **59,99**

25/12 130 2 1513692200180658

RIACHUELO

15136922001
BONE INFO I24 131
02362 V2109
PAREDE INVERNO 26
CROSS CONFEC



TAM.

U

R\$ **59,99**

25/12 130 2 1513692200180659

RIACHUELO

15136922001
BONE INFO I24 131
02362 V2109
PAREDE INVERNO 26
CROSS CONFEC



TAM.

U

R\$ **59,99**

25/12 130 2 1513692200180660

RIACHUELO

15136922001
BONE INFO I24 131
02362 V2109
PAREDE INVERNO 26
CROSS CONFEC



TAM.

U

R\$ **59,99**

25/12 130 2 1513692200180661

RIACHUELO

15136922001
BONE INFO I24 131
02362 V2109
PAREDE INVERNO 26
CROSS CONFEC



TAM.

U

R\$ **59,99**

25/12 130 2 1513692200180662

RIACHUELO

15136922001
BONE INFO I24 131
02362 V2109
PAREDE INVERNO 26
CROSS CONFEC



TAM.

U

R\$ **59,99**

25/12 130 2 1513692200180663

RIACHUELO

15136922001
BONE INFO I24 131
02362 V2109
PAREDE INVERNO 26
CROSS CONFEC



TAM.

U

R\$ **59,99**

25/12 130 2 1513692200180664

RIACHUELO

15136922001
BONE INFO I24 131
02362 V2109
PAREDE INVERNO 26
CROSS CONFEC



TAM.

U

R\$ **59,99**

25/12 130 2 1513692200180665

RIACHUELO

15136922001
BONE INFO I24 131
02362 V2109
PAREDE INVERNO 26
CROSS CONFEC



TAM.

U

R\$ **59,99**

25/12 130 2 1513692200180666

RIACHUELO

15136922001
BONE INFO I24 131
02362 V2109
PAREDE INVERNO 26
CROSS CONFEC



TAM.

U

R\$ **59,99**

25/12 130 2 1513692200180667

RIACHUELO

15136922001
BONE INFO I24 131
02362 V2109
PAREDE INVERNO 26
CROSS CONFEC



TAM.

U

R\$ **59,99**

25/12 130 2 1513692200180668

RIACHUELO

15136922001
BONE INFO I24 131
02362 V2109
PAREDE INVERNO 26
CROSS CONFEC



TAM.

U

R\$ **59,99**

25/12 130 2 1513692200180669

RIACHUELO

15136922001
BONE INFO I24 131
02362 V2109
PAREDE INVERNO 26
CROSS CONFEC



TAM.

U

R\$ **59,99**

25/12 130 2 1513692200180670

RIACHUELO

15136922001
BONE INFO I24 131
02362 V2109
PAREDE INVERNO 26
CROSS CONFEC



TAM.

U

R\$ **59,99**

25/12 130 2 1513692200180671

RIACHUELO

15136922001
BONE INFO I24 131
02362 V2109
PAREDE INVERNO 26
CROSS CONFEC



TAM.

U

R\$ **59,99**

25/12 130 2 1513692200180672

RIACHUELO

15136922001
BONE INFO I24 131
02362 V2109
PAREDE INVERNO 26
CROSS CONFEC



TAM.

U

R\$ **59,99**

25/12 130 2 1513692200180673

RIACHUELO

15136922001
BONE INFO I24 131
02362 V2109
PAREDE INVERNO 26
CROSS CONFEC



TAM.

U

R\$ **59,99**

25/12 130 2 1513692200180674

RIACHUELO

15136922001
BONE INFO I24 131
02362 V2109
PAREDE INVERNO 26
CROSS CONFEC



TAM.

U

R\$ **59,99**

25/12 130 2 1513692200180675

RIACHUELO

15136922001
BONE INFO I24 131
02362 V2109
PAREDE INVERNO 26
CROSS CONFEC



TAM.

U

R\$ **59,99**

25/12 130 2 1513692200180676

RIACHUELO

15136922001
BONE INFO I24 131
02362 V2109
PAREDE INVERNO 26
CROSS CONFEC



TAM.

U

R\$ **59,99**

25/12 130 2 1513692200180677

RIACHUELO

15136922001
BONE INFO I24 131
02362 V2109
PAREDE INVERNO 26
CROSS CONFEC



TAM.

U

R\$ **59,99**

25/12 130 2 1513692200180678

RIACHUELO

15136922001
BONE INFO I24 131
02362 V2109
PAREDE INVERNO 26
CROSS CONFEC



TAM.

U

R\$ **59,99**

25/12 130 2 1513692200180679

RIACHUELO

15136922001
BONE INFO I24 131
02362 V2109
PAREDE INVERNO 26
CROSS CONFEC



TAM.

U

R\$ **59,99**

25/12 130 2 1513692200180680

RIACHUELO

15136922001
BONE INFO I24 131
02362 V2109
PAREDE INVERNO 26
CROSS CONFEC



TAM.

U

R\$ **59,99**

25/12 130 2 1513692200180681

RIACHUELO

15136922001
BONE INFO I24 131
02362 V2109
PAREDE INVERNO 26
CROSS CONFEC



TAM.

U

R\$ **59,99**

25/12 130 2 1513692200180682

RIACHUELO

15136922001
BONE INFO I24 131
02362 V2109
PAREDE INVERNO 26
CROSS CONFEC



TAM.

U

R\$ **59,99**

25/12 130 2 1513692200180683

RIACHUELO

15136922001
BONE INFO I24 131
02362 V2109
PAREDE INVERNO 26
CROSS CONFEC



TAM.

U

R\$ **59,99**

25/12 130 2 1513692200180684

RIACHUELO

15136922001
BONE INFO I24 131
02362 V2109
PAREDE INVERNO 26
CROSS CONFEC



TAM.

U

R\$ **59,99**

25/12 130 2 1513692200180685

RIACHUELO

15136922001
BONE INFO I24 131
02362 V2109
PAREDE INVERNO 26
CROSS CONFEC



TAM.

U

R\$ **59,99**

25/12 130 2 1513692200180686

RIACHUELO

15136922001
BONE INFO I24 131
02362 V2109
PAREDE INVERNO 26
CROSS CONFEC



TAM.

U

R\$ **59,99**

25/12 130 2 1513692200180687

RIACHUELO

15136922001
BONE INFO I24 131
02362 V2109
PAREDE INVERNO 26
CROSS CONFEC



TAM.

U

R\$ **59,99**

25/12 130 2 1513692200180688

RIACHUELO

15136922001
BONE INFO I24 131
02362 V2109
PAREDE INVERNO 26
CROSS CONFEC



TAM.

U

R\$ **59,99**

25/12 130 2 1513692200180689

RIACHUELO

15136922001
BONE INFO I24 131
02362 V2109
PAREDE INVERNO 26
CROSS CONFEC



TAM.

U

R\$ **59,99**

25/12 130 2 1513692200180690

RIACHUELO

15136922001
BONE INFO I24 131
02362 V2109
PAREDE INVERNO 26
CROSS CONFEC



TAM.

U

R\$ **59,99**

25/12 130 2 1513692200180691

RIACHUELO

15136922001
BONE INFO I24 131
02362 V2109
PAREDE INVERNO 26
CROSS CONFEC



TAM.

U

R\$ **59,99**

25/12 130 2 1513692200180692

RIACHUELO

15136922001
BONE INFO I24 131
02362 V2109
PAREDE INVERNO 26
CROSS CONFEC



TAM.

U

R\$ **59,99**

25/12 130 2 1513692200180693

RIACHUELO

15136922001
BONE INFO I24 131
02362 V2109
PAREDE INVERNO 26
CROSS CONFEC



TAM.

U

R\$ **59,99**

25/12 130 2 1513692200180694

RIACHUELO

15136922001
BONE INFO I24 131
02362 V2109
PAREDE INVERNO 26
CROSS CONFEC



TAM.

U

R\$ **59,99**

25/12 130 2 1513692200180695

RIACHUELO

15136922001
BONE INFO I24 131
02362 V2109
PAREDE INVERNO 26
CROSS CONFEC



TAM.

U

R\$ **59,99**

25/12 130 2 1513692200180696

RIACHUELO

15136922001
BONE INFO I24 131
02362 V2109
PAREDE INVERNO 26
CROSS CONFEC



TAM.

U

R\$ **59,99**

25/12 130 2 1513692200180697

RIACHUELO

15136922001
BONE INFO I24 131
02362 V2109
PAREDE INVERNO 26
CROSS CONFEC



TAM.

U

R\$ **59,99**

25/12 130 2 1513692200180698

RIACHUELO

15136922001
BONE INFO I24 131
02362 V2109
PAREDE INVERNO 26
CROSS CONFEC



TAM.

U

R\$ **59,99**

25/12 130 2 1513692200180699

RIACHUELO

15136922001
BONE INFO I24 131
02362 V2109
PAREDE INVERNO 26
CROSS CONFEC



TAM.

U

R\$ **59,99**

25/12 130 2 1513692200180700

RIACHUELO

15136922001
BONE INFO I24 131
02362 V2109
PAREDE INVERNO 26
CROSS CONFEC



TAM.

U

R\$ **59,99**

25/12 130 2 1513692200180701

RIACHUELO

15136922001
BONE INFO I24 131
02362 V2109
PAREDE INVERNO 26
CROSS CONFEC



TAM.

U

R\$ **59,99**

25/12 130 2 1513692200180702

RIACHUELO

15136922001
BONE INFO I24 131
02362 V2109
PAREDE INVERNO 26
CROSS CONFEC



TAM.

U

R\$ **59,99**

25/12 130 2 1513692200180703

RIACHUELO

15136922001
BONE INFO I24 131
02362 V2109
PAREDE INVERNO 26
CROSS CONFEC



TAM.

U

R\$ **59,99**

25/12 130 2 1513692200180704

RIACHUELO

15136922001
BONE INFO I24 131
02362 V2109
PAREDE INVERNO 26
CROSS CONFEC



TAM.

U

R\$ **59,99**

25/12 130 2 1513692200180705

RIACHUELO

15136922001
BONE INFO I24 131
02362 V2109
PAREDE INVERNO 26
CROSS CONFEC



TAM.

U

R\$ **59,99**

25/12 130 2 1513692200180706

RIACHUELO

15136922001
BONE INFO I24 131
02362 V2109
PAREDE INVERNO 26
CROSS CONFEC



TAM.

U

R\$ **59,99**

25/12 130 2 1513692200180707

RIACHUELO

15136922001
BONE INFO I24 131
02362 V2109
PAREDE INVERNO 26
CROSS CONFEC



TAM.

U

R\$ **59,99**

25/12 130 2 1513692200180708

RIACHUELO

15136922001
BONE INFO I24 131
02362 V2109
PAREDE INVERNO 26
CROSS CONFEC



TAM.

U

R\$ **59,99**

25/12 130 2 1513692200180709

RIACHUELO

15136922001
BONE INFO I24 131
02362 V2109
PAREDE INVERNO 26
CROSS CONFEC



TAM.

U

R\$ **59,99**

25/12 130 2 1513692200180710

RIACHUELO

15136922001
BONE INFO I24 131
02362 V2109
PAREDE INVERNO 26
CROSS CONFEC



TAM.

U

R\$ **59,99**

25/12 130 2 1513692200180711

RIACHUELO

15136922001
BONE INFO I24 131
02362 V2109
PAREDE INVERNO 26
CROSS CONFEC



TAM.

U

R\$ **59,99**

25/12 130 2 1513692200180712

RIACHUELO

15136922001
BONE INFO I24 131
02362 V2109
PAREDE INVERNO 26
CROSS CONFEC



TAM.

U

R\$ **59,99**

25/12 130 2 1513692200180713

RIACHUELO

15136922001
BONE INFO I24 131
02362 V2109
PAREDE INVERNO 26
CROSS CONFEC



TAM.

U

R\$ **59,99**

25/12 130 2 1513692200180714

RIACHUELO

15136922001
BONE INFO I24 131
02362 V2109
PAREDE INVERNO 26
CROSS CONFEC



TAM.

U

R\$ **59,99**

25/12 130 2 1513692200180715

RIACHUELO

15136922001
BONE INFO I24 131
02362 V2109
PAREDE INVERNO 26
CROSS CONFEC



TAM.

U

R\$ **59,99**

25/12 130 2 1513692200180716

RIACHUELO

15136922001
BONE INFO I24 131
02362 V2109
PAREDE INVERNO 26
CROSS CONFEC



TAM.

U

R\$ **59,99**

25/12 130 2 1513692200180717

RIACHUELO

15136922001
BONE INFO I24 131
02362 V2109
PAREDE INVERNO 26
CROSS CONFEC



TAM.

U

R\$ **59,99**

25/12 130 2 1513692200180718

RIACHUELO

15136922001
BONE INFO I24 131
02362 V2109
PAREDE INVERNO 26
CROSS CONFEC



TAM.

U

R\$ **59,99**

25/12 130 2 1513692200180719

RIACHUELO

15136922001
BONE INFO I24 131
02362 V2109
PAREDE INVERNO 26
CROSS CONFEC



TAM.

U

R\$ **59,99**

25/12 130 2 1513692200180720

RIACHUELO

15136922001
BONE INFO I24 131
02362 V2109
PAREDE INVERNO 26
CROSS CONFEC



TAM.

U

R\$ **59,99**

25/12 130 2 1513692200180721

RIACHUELO

15136922001
BONE INFO I24 131
02362 V2109
PAREDE INVERNO 26
CROSS CONFEC



TAM.

U

R\$ **59,99**

25/12 130 2 1513692200180722

RIACHUELO

15136922001
BONE INFO I24 131
02362 V2109
PAREDE INVERNO 26
CROSS CONFEC



TAM.

U

R\$ **59,99**

25/12 130 2 1513692200180723

RIACHUELO

15136922001
BONE INFO I24 131
02362 V2109
PAREDE INVERNO 26
CROSS CONFEC



TAM.

U

R\$ **59,99**

25/12 130 2 1513692200180724

RIACHUELO

15136922001
BONE INFO I24 131
02362 V2109
PAREDE INVERNO 26
CROSS CONFEC



TAM.

U

R\$ **59,99**

25/12 130 2 1513692200180725

RIACHUELO

15136922001
BONE INFO I24 131
02362 V2109
PAREDE INVERNO 26
CROSS CONFEC



TAM.

U

R\$ **59,99**

25/12 130 2 1513692200180726

RIACHUELO

15136922001
BONE INFO I24 131
02362 V2109
PAREDE INVERNO 26
CROSS CONFEC



TAM.

U

R\$ **59,99**

25/12 130 2 1513692200180727

RIACHUELO

15136922001
BONE INFO I24 131
02362 V2109
PAREDE INVERNO 26
CROSS CONFEC



TAM.


U

R\$ **59,99**

25/12 130 2 1513692200180728

RIACHUELO

15136922001
BONE INFO I24 131
02362 V2109
PAREDE INVERNO 26
CROSS CONFEC



TAM.

U

R\$ **59,99**

25/12 130 2 1513692200180729

RIACHUELO

15136922001
BONE INFO I24 131
02362 V2109
PAREDE INVERNO 26
CROSS CONFEC



TAM.

U

R\$ **59,99**

25/12 130 2 1513692200180730

RIACHUELO

15136922001
BONE INFO I24 131
02362 V2109
PAREDE INVERNO 26
CROSS CONFEC



TAM.

U

R\$ **59,99**

25/12 130 2 1513692200180731

RIACHUELO

15136922001
BONE INFO I24 131
02362 V2109
PAREDE INVERNO 26
CROSS CONFEC



TAM.


U

R\$ **59,99**

25/12 130 2 1513692200180732

RIACHUELO

15136922001
BONE INFO I24 131
02362 V2109
PAREDE INVERNO 26
CROSS CONFEC



TAM.

U

R\$ **59,99**

25/12 130 2 1513692200180733

RIACHUELO

15136922001
BONE INFO I24 131
02362 V2109
PAREDE INVERNO 26
CROSS CONFEC



TAM.

U

R\$ **59,99**

25/12 130 2 1513692200180734

RIACHUELO

15136922001
BONE INFO I24 131
02362 V2109
PAREDE INVERNO 26
CROSS CONFEC



TAM.

U

R\$ **59,99**

25/12 130 2 1513692200180735

RIACHUELO

15136922001
BONE INFO I24 131
02362 V2109
PAREDE INVERNO 26
CROSS CONFEC



TAM.

U

R\$ **59,99**

25/12 130 2 1513692200180736

RIACHUELO

15136922001
BONE INFO I24 131
02362 V2109
PAREDE INVERNO 26
CROSS CONFEC



TAM.

U

R\$ **59,99**

25/12 130 2 1513692200180737

RIACHUELO

15136922001
BONE INFO I24 131
02362 V2109
PAREDE INVERNO 26
CROSS CONFEC



TAM.

U

R\$ **59,99**

25/12 130 2 1513692200180738

RIACHUELO

15136922001
BONE INFO I24 131
02362 V2109
PAREDE INVERNO 26
CROSS CONFEC



TAM.

U

R\$ **59,99**

25/12 130 2 1513692200180739

RIACHUELO

15136922001
BONE INFO I24 131
02362 V2109
PAREDE INVERNO 26
CROSS CONFEC



TAM.

U

R\$ **59,99**

25/12 130 2 1513692200180740

RIACHUELO

15136922001
BONE INFO I24 131
02362 V2109
PAREDE INVERNO 26
CROSS CONFEC



TAM.

U

R\$ **59,99**

25/12 130 2 1513692200180741

RIACHUELO

15136922001
BONE INFO I24 131
02362 V2109
PAREDE INVERNO 26
CROSS CONFEC



TAM.

U

R\$ **59,99**

25/12 130 2 1513692200180742

RIACHUELO

15136922001
BONE INFO I24 131
02362 V2109
PAREDE INVERNO 26
CROSS CONFEC



TAM.

U

R\$ **59,99**

25/12 130 2 1513692200180743

RIACHUELO

15136922001
BONE INFO I24 131
02362 V2109
PAREDE INVERNO 26
CROSS CONFEC



TAM.

U

R\$ **59,99**

25/12 130 2 1513692200180744

RIACHUELO

15136922001
BONE INFO I24 131
02362 V2109
PAREDE INVERNO 26
CROSS CONFEC



TAM.

U

R\$ **59,99**

25/12 130 2 1513692200180745

RIACHUELO

15136922001
BONE INFO I24 131
02362 V2109
PAREDE INVERNO 26
CROSS CONFEC



TAM.

U

R\$ **59,99**

25/12 130 2 1513692200180746

RIACHUELO

15136922001
BONE INFO I24 131
02362 V2109
PAREDE INVERNO 26
CROSS CONFEC



TAM.

U

R\$ **59,99**

25/12 130 2 1513692200180747

RIACHUELO

15136922001
BONE INFO I24 131
02362 V2109
PAREDE INVERNO 26
CROSS CONFEC



TAM.

U

R\$ **59,99**

25/12 130 2 1513692200180748

RIACHUELO

15136922001
BONE INFO I24 131
02362 V2109
PAREDE INVERNO 26
CROSS CONFEC



TAM.

U

R\$ **59,99**

25/12 130 2 1513692200180749

RIACHUELO

15136922001
BONE INFO I24 131
02362 V2109
PAREDE INVERNO 26
CROSS CONFEC



TAM.

U

R\$ **59,99**

25/12 130 2 1513692200180750

RIACHUELO

15136922001
BONE INFO I24 131
02362 V2109
PAREDE INVERNO 26
CROSS CONFEC



TAM.

U

R\$ **59,99**

25/12 130 2 1513692200180751

RIACHUELO

15136922001
BONE INFO I24 131
02362 V2109
PAREDE INVERNO 26
CROSS CONFEC



TAM.

U

R\$ **59,99**

25/12 130 2 1513692200180752

RIACHUELO

15136922001
BONE INFO I24 131
02362 V2109
PAREDE INVERNO 26
CROSS CONFEC



TAM.

U

R\$ **59,99**

25/12 130 2 1513692200180753

RIACHUELO

15136922001
BONE INFO I24 131
02362 V2109
PAREDE INVERNO 26
CROSS CONFEC



TAM.

U

R\$ **59,99**

25/12 130 2 1513692200180754

RIACHUELO

15136922001
BONE INFO I24 131
02362 V2109
PAREDE INVERNO 26
CROSS CONFEC



TAM.

U

R\$ **59,99**

25/12 130 2 1513692200180755

RIACHUELO

15136922001
BONE INFO I24 131
02362 V2109
PAREDE INVERNO 26
CROSS CONFEC



TAM.

U

R\$ **59,99**

25/12 130 2 1513692200180756

RIACHUELO

15136922001
BONE INFO I24 131
02362 V2109
PAREDE INVERNO 26
CROSS CONFEC



TAM.

U

R\$ **59,99**

25/12 130 2 1513692200180757

RIACHUELO

15136922001
BONE INFO I24 131
02362 V2109
PAREDE INVERNO 26
CROSS CONFEC



TAM.

U

R\$ **59,99**

25/12 130 2 1513692200180758

RIACHUELO

15136922001
BONE INFO I24 131
02362 V2109
PAREDE INVERNO 26
CROSS CONFEC



TAM.

U

R\$ **59,99**

25/12 130 2 1513692200180759

RIACHUELO

15136922001
BONE INFO I24 131
02362 V2109
PAREDE INVERNO 26
CROSS CONFEC



TAM.

U

R\$ **59,99**

25/12 130 2 1513692200180760

RIACHUELO

15136922001
BONE INFO I24 131
02362 V2109
PAREDE INVERNO 26
CROSS CONFEC



TAM.

U

R\$ **59,99**

25/12 130 2 1513692200180761

RIACHUELO

15136922001
BONE INFO I24 131
02362 V2109
PAREDE INVERNO 26
CROSS CONFEC



TAM.

U

R\$ **59,99**

25/12 130 2 1513692200180762

RIACHUELO

15136922001
BONE INFO I24 131
02362 V2109
PAREDE INVERNO 26
CROSS CONFEC



TAM.

U

R\$ **59,99**

25/12 130 2 1513692200180763

RIACHUELO

15136922001
BONE INFO I24 131
02362 V2109
PAREDE INVERNO 26
CROSS CONFEC



TAM.

U

R\$ **59,99**

25/12 130 2 1513692200180764

RIACHUELO

15136922001
BONE INFO I24 131
02362 V2109
PAREDE INVERNO 26
CROSS CONFEC



TAM.

U

R\$ **59,99**

25/12 130 2 1513692200180765

RIACHUELO

15136922001
BONE INFO I24 131
02362 V2109
PAREDE INVERNO 26
CROSS CONFEC



TAM.

U

R\$ **59,99**

25/12 130 2 1513692200180766

RIACHUELO

15136922001
BONE INFO I24 131
02362 V2109
PAREDE INVERNO 26
CROSS CONFEC



TAM.

U

R\$ **59,99**

25/12 130 2 1513692200180767

RIACHUELO

15136922001
BONE INFO I24 131
02362 V2109
PAREDE INVERNO 26
CROSS CONFEC



TAM.

U

R\$ **59,99**

25/12 130 2 1513692200180768

RIACHUELO

15136922001
BONE INFO I24 131
02362 V2109
PAREDE INVERNO 26
CROSS CONFEC



TAM.

U

R\$ **59,99**

25/12 130 2 1513692200180769

RIACHUELO

15136922001
BONE INFO I24 131
02362 V2109
PAREDE INVERNO 26
CROSS CONFEC



TAM.

U

R\$ **59,99**

25/12 130 2 1513692200180770

RIACHUELO

15136922001
BONE INFO I24 131
02362 V2109
PAREDE INVERNO 26
CROSS CONFEC



TAM.

U

R\$ **59,99**

25/12 130 2 1513692200180771

RIACHUELO

15136922001
BONE INFO I24 131
02362 V2109
PAREDE INVERNO 26
CROSS CONFEC



TAM.

U

R\$ **59,99**

25/12 130 2 1513692200180772

RIACHUELO

15136922001
BONE INFO I24 131
02362 V2109
PAREDE INVERNO 26
CROSS CONFEC



TAM.

U

R\$ **59,99**

25/12 130 2 1513692200180773

RIACHUELO

15136922001
BONE INFO I24 131
02362 V2109
PAREDE INVERNO 26
CROSS CONFEC



TAM.

U

R\$ **59,99**

25/12 130 2 1513692200180774

RIACHUELO

15136922001
BONE INFO I24 131
02362 V2109
PAREDE INVERNO 26
CROSS CONFEC



TAM.

U

R\$ **59,99**

25/12 130 2 1513692200180775

RIACHUELO

15136922001
BONE INFO I24 131
02362 V2109
PAREDE INVERNO 26
CROSS CONFEC



TAM.

U

R\$ **59,99**

25/12 130 2 1513692200180776

RIACHUELO

15136922001
BONE INFO I24 131
02362 V2109
PAREDE INVERNO 26
CROSS CONFEC



TAM.

U

R\$ **59,99**

25/12 130 2 1513692200180777

RIACHUELO

15136922001
BONE INFO I24 131
02362 V2109
PAREDE INVERNO 26
CROSS CONFEC



TAM.

U

R\$ **59,99**

25/12 130 2 1513692200180778

RIACHUELO

15136922001
BONE INFO I24 131
02362 V2109
PAREDE INVERNO 26
CROSS CONFEC



TAM.

U

R\$ **59,99**

25/12 130 2 1513692200180779

RIACHUELO

15136922001
BONE INFO I24 131
02362 V2109
PAREDE INVERNO 26
CROSS CONFEC



TAM.

U

R\$ **59,99**

25/12 130 2 1513692200180780

RIACHUELO

15136922001
BONE INFO I24 131
02362 V2109
PAREDE INVERNO 26
CROSS CONFEC



TAM.

U

R\$ **59,99**

25/12 130 2 1513692200180781

RIACHUELO

15136922001
BONE INFO I24 131
02362 V2109
PAREDE INVERNO 26
CROSS CONFEC



TAM.

U

R\$ **59,99**

25/12 130 2 1513692200180782

RIACHUELO

15136922001
BONE INFO I24 131
02362 V2109
PAREDE INVERNO 26
CROSS CONFEC



TAM.

U

R\$ **59,99**

25/12 130 2 1513692200180783

RIACHUELO

15136922001
BONE INFO I24 131
02362 V2109
PAREDE INVERNO 26
CROSS CONFEC



TAM.

U

R\$ **59,99**

25/12 130 2 1513692200180784

RIACHUELO

15136922001
BONE INFO I24 131
02362 V2109
PAREDE INVERNO 26
CROSS CONFEC



TAM.

U

R\$ **59,99**

25/12 130 2 1513692200180785

RIACHUELO

15136922001
BONE INFO I24 131
02362 V2109
PAREDE INVERNO 26
CROSS CONFEC



TAM.

U

R\$ **59,99**

25/12 130 2 1513692200180786

RIACHUELO

15136922001
BONE INFO I24 131
02362 V2109
PAREDE INVERNO 26
CROSS CONFEC



TAM.

U

R\$ **59,99**

25/12 130 2 1513692200180787

RIACHUELO

15136922001
BONE INFO I24 131
02362 V2109
PAREDE INVERNO 26
CROSS CONFEC



TAM.

U

R\$ **59,99**

25/12 130 2 1513692200180788

RIACHUELO

15136922001
BONE INFO I24 131
02362 V2109
PAREDE INVERNO 26
CROSS CONFEC



TAM.

U

R\$ **59,99**

25/12 130 2 1513692200180789

RIACHUELO

15136922001
BONE INFO I24 131
02362 V2109
PAREDE INVERNO 26
CROSS CONFEC



TAM.

U

R\$ **59,99**

25/12 130 2 1513692200180790

RIACHUELO

15136922001
BONE INFO I24 131
02362 V2109
PAREDE INVERNO 26
CROSS CONFEC



TAM.

U

R\$ **59,99**

25/12 130 2 1513692200180791

RIACHUELO

15136922001
BONE INFO I24 131
02362 V2109
PAREDE INVERNO 26
CROSS CONFEC



TAM.

U

R\$ **59,99**

25/12 130 2 1513692200180792

RIACHUELO

15136922001
BONE INFO I24 131
02362 V2109
PAREDE INVERNO 26
CROSS CONFEC



TAM.

U

R\$ **59,99**

25/12 130 2 1513692200180793

RIACHUELO

15136922001
BONE INFO I24 131
02362 V2109
PAREDE INVERNO 26
CROSS CONFEC



TAM.

U

R\$ **59,99**

25/12 130 2 1513692200180794

RIACHUELO

15136922001
BONE INFO I24 131
02362 V2109
PAREDE INVERNO 26
CROSS CONFEC



TAM.

U

R\$ **59,99**

25/12 130 2 1513692200180795

RIACHUELO

15136922001
BONE INFO I24 131
02362 V2109
PAREDE INVERNO 26
CROSS CONFEC



TAM.

U

R\$ **59,99**

25/12 130 2 1513692200180796

RIACHUELO

15136922001
BONE INFO I24 131
02362 V2109
PAREDE INVERNO 26
CROSS CONFEC



TAM.

U

R\$ **59,99**

25/12 130 2 1513692200180797

RIACHUELO

15136922001
BONE INFO I24 131
02362 V2109
PAREDE INVERNO 26
CROSS CONFEC



TAM.

U

R\$ **59,99**

25/12 130 2 1513692200180798

RIACHUELO

15136922001
BONE INFO I24 131
02362 V2109
PAREDE INVERNO 26
CROSS CONFEC



TAM.

U

R\$ **59,99**

25/12 130 2 1513692200180799

RIACHUELO

15136922001
BONE INFO I24 131
02362 V2109
PAREDE INVERNO 26
CROSS CONFEC



TAM.

U

R\$ **59,99**

25/12 130 2 1513692200180800

RIACHUELO

15136922001
BONE INFO I24 131
02362 V2109
PAREDE INVERNO 26
CROSS CONFEC



TAM.

U

R\$ **59,99**

25/12 130 2 1513692200180801

RIACHUELO

15136922001
BONE INFO I24 131
02362 V2109
PAREDE INVERNO 26
CROSS CONFEC



TAM.

U

R\$ **59,99**

25/12 130 2 1513692200180802

RIACHUELO

15136922001
BONE INFO I24 131
02362 V2109
PAREDE INVERNO 26
CROSS CONFEC



TAM.

U

R\$ **59,99**

25/12 130 2 1513692200180803

RIACHUELO

15136922001
BONE INFO I24 131
02362 V2109
PAREDE INVERNO 26
CROSS CONFEC



TAM.

U

R\$ **59,99**

25/12 130 2 1513692200180804

RIACHUELO

15136922001
BONE INFO I24 131
02362 V2109
PAREDE INVERNO 26
CROSS CONFEC



TAM.

U

R\$ **59,99**

25/12 130 2 1513692200180805

RIACHUELO

15136922001
BONE INFO I24 131
02362 V2109
PAREDE INVERNO 26
CROSS CONFEC



TAM.

U

R\$ **59,99**

25/12 130 2 1513692200180806

RIACHUELO

15136922001
BONE INFO I24 131
02362 V2109
PAREDE INVERNO 26
CROSS CONFEC



TAM.

U

R\$ **59,99**

25/12 130 2 1513692200180807

RIACHUELO

15136922001
BONE INFO I24 131
02362 V2109
PAREDE INVERNO 26
CROSS CONFEC



TAM.

U

R\$ **59,99**

25/12 130 2 1513692200180808

RIACHUELO

15136922001
BONE INFO I24 131
02362 V2109
PAREDE INVERNO 26
CROSS CONFEC



TAM.

U

R\$ **59,99**

25/12 130 2 1513692200180809

RIACHUELO

15136922001
BONE INFO I24 131
02362 V2109
PAREDE INVERNO 26
CROSS CONFEC



TAM.

U

R\$ **59,99**

25/12 130 2 1513692200180810

RIACHUELO

15136922001
BONE INFO I24 131
02362 V2109
PAREDE INVERNO 26
CROSS CONFEC



TAM.

U

R\$ **59,99**

25/12 130 2 1513692200180811

RIACHUELO

15136922001
BONE INFO I24 131
02362 V2109
PAREDE INVERNO 26
CROSS CONFEC



TAM.

U

R\$ **59,99**

25/12 130 2 1513692200180812

RIACHUELO

15136922001
BONE INFO I24 131
02362 V2109
PAREDE INVERNO 26
CROSS CONFEC



TAM.

U

R\$ **59,99**

25/12 130 2 1513692200180813

RIACHUELO

15136922001
BONE INFO I24 131
02362 V2109
PAREDE INVERNO 26
CROSS CONFEC



TAM.

U

R\$ **59,99**

25/12 130 2 1513692200180814

RIACHUELO

15136922001
BONE INFO I24 131
02362 V2109
PAREDE INVERNO 26
CROSS CONFEC



TAM.

U

R\$ **59,99**

25/12 130 2 1513692200180815

RIACHUELO

15136922001
BONE INFO I24 131
02362 V2109
PAREDE INVERNO 26
CROSS CONFEC



TAM.

U

R\$ **59,99**

25/12 130 2 1513692200180816

RIACHUELO

15136922001
BONE INFO I24 131
02362 V2109
PAREDE INVERNO 26
CROSS CONFEC



TAM.

U

R\$ **59,99**

25/12 130 2 1513692200180817

RIACHUELO

15136922001
BONE INFO I24 131
02362 V2109
PAREDE INVERNO 26
CROSS CONFEC



TAM.

U

R\$ **59,99**

25/12 130 2 1513692200180818

RIACHUELO

15136922001
BONE INFO I24 131
02362 V2109
PAREDE INVERNO 26
CROSS CONFEC



TAM.

U

R\$ **59,99**

25/12 130 2 1513692200180819

RIACHUELO

15136922001
BONE INFO I24 131
02362 V2109
PAREDE INVERNO 26
CROSS CONFEC



TAM.

U

R\$ **59,99**

25/12 130 2 1513692200180820

RIACHUELO

15136922001
BONE INFO I24 131
02362 V2109
PAREDE INVERNO 26
CROSS CONFEC



TAM.

U

R\$ **59,99**

25/12 130 2 1513692200180821

RIACHUELO

15136922001
BONE INFO I24 131
02362 V2109
PAREDE INVERNO 26
CROSS CONFEC



TAM.

U

R\$ **59,99**

25/12 130 2 1513692200180822

RIACHUELO

15136922001
BONE INFO I24 131
02362 V2109
PAREDE INVERNO 26
CROSS CONFEC



TAM.

U

R\$ **59,99**

25/12 130 2 1513692200180823

RIACHUELO

15136922001
BONE INFO I24 131
02362 V2109
PAREDE INVERNO 26
CROSS CONFEC



TAM.

U

R\$ **59,99**

25/12 130 2 1513692200180824

RIACHUELO

15136922001
BONE INFO I24 131
02362 V2109
PAREDE INVERNO 26
CROSS CONFEC



TAM.

U

R\$ **59,99**

25/12 130 2 1513692200180825

RIACHUELO

15136922001
BONE INFO I24 131
02362 V2109
PAREDE INVERNO 26
CROSS CONFEC



TAM.

U

R\$ **59,99**

25/12 130 2 1513692200180826

RIACHUELO

15136922001
BONE INFO I24 131
02362 V2109
PAREDE INVERNO 26
CROSS CONFEC



TAM.

U

R\$ **59,99**

25/12 130 2 1513692200180827

RIACHUELO

15136922001
BONE INFO I24 131
02362 V2109
PAREDE INVERNO 26
CROSS CONFEC



TAM.

U

R\$ **59,99**

25/12 130 2 1513692200180828

RIACHUELO

15136922001
BONE INFO I24 131
02362 V2109
PAREDE INVERNO 26
CROSS CONFEC



TAM.

U

R\$ **59,99**

25/12 130 2 1513692200180829

RIACHUELO

15136922001
BONE INFO I24 131
02362 V2109
PAREDE INVERNO 26
CROSS CONFEC



TAM.

U

R\$ **59,99**

25/12 130 2 1513692200180830

RIACHUELO

15136922001
BONE INFO I24 131
02362 V2109
PAREDE INVERNO 26
CROSS CONFEC



TAM.

U

R\$ **59,99**

25/12 130 2 1513692200180831

RIACHUELO

15136922001
BONE INFO I24 131
02362 V2109
PAREDE INVERNO 26
CROSS CONFEC



TAM.

U

R\$ **59,99**

25/12 130 2 1513692200180832

RIACHUELO

15136922001
BONE INFO I24 131
02362 V2109
PAREDE INVERNO 26
CROSS CONFEC



TAM.

U

R\$ **59,99**

25/12 130 2 1513692200180833

RIACHUELO

15136922001
BONE INFO I24 131
02362 V2109
PAREDE INVERNO 26
CROSS CONFEC



TAM.

U

R\$ **59,99**

25/12 130 2 1513692200180834

RIACHUELO

15136922001
BONE INFO I24 131
02362 V2109
PAREDE INVERNO 26
CROSS CONFEC



TAM.

U

R\$ **59,99**

25/12 130 2 1513692200180835

RIACHUELO

15136922001
BONE INFO I24 131
02362 V2109
PAREDE INVERNO 26
CROSS CONFEC



TAM.

U

R\$ **59,99**

25/12 130 2 1513692200180836

RIACHUELO

15136922001
BONE INFO I24 131
02362 V2109
PAREDE INVERNO 26
CROSS CONFEC



TAM.

U

R\$ **59,99**

25/12 130 2 1513692200180837

RIACHUELO

15136922001
BONE INFO I24 131
02362 V2109
PAREDE INVERNO 26
CROSS CONFEC



TAM.

U

R\$ **59,99**

25/12 130 2 1513692200180838

RIACHUELO

15136922001
BONE INFO I24 131
02362 V2109
PAREDE INVERNO 26
CROSS CONFEC



TAM.

U

R\$ **59,99**

25/12 130 2 1513692200180839

RIACHUELO

15136922001
BONE INFO I24 131
02362 V2109
PAREDE INVERNO 26
CROSS CONFEC



TAM.

U

R\$ **59,99**

25/12 130 2 1513692200180840

RIACHUELO

15136922001
BONE INFO I24 131
02362 V2109
PAREDE INVERNO 26
CROSS CONFEC



TAM.

U

R\$ **59,99**

25/12 130 2 1513692200180841

RIACHUELO

15136922001
BONE INFO I24 131
02362 V2109
PAREDE INVERNO 26
CROSS CONFEC



TAM.

U

R\$ **59,99**

25/12 130 2 1513692200180842

RIACHUELO

15136922001
BONE INFO I24 131
02362 V2109
PAREDE INVERNO 26
CROSS CONFEC



TAM.

U

R\$ **59,99**

25/12 130 2 1513692200180843

RIACHUELO

15136922001
BONE INFO I24 131
02362 V2109
PAREDE INVERNO 26
CROSS CONFEC



TAM.

U

R\$ **59,99**

25/12 130 2 1513692200180844

RIACHUELO

15136922001
BONE INFO I24 131
02362 V2109
PAREDE INVERNO 26
CROSS CONFEC



TAM.

U

R\$ **59,99**

25/12 130 2 1513692200180845

RIACHUELO

15136922001
BONE INFO I24 131
02362 V2109
PAREDE INVERNO 26
CROSS CONFEC



TAM.

U

R\$ **59,99**

25/12 130 2 1513692200180846

RIACHUELO

15136922001
BONE INFO I24 131
02362 V2109
PAREDE INVERNO 26
CROSS CONFEC



TAM.

U

R\$ **59,99**

25/12 130 2 1513692200180847

RIACHUELO

15136922001
BONE INFO I24 131
02362 V2109
PAREDE INVERNO 26
CROSS CONFEC



TAM.

U

R\$ **59,99**

25/12 130 2 1513692200180848

RIACHUELO

15136922001
BONE INFO I24 131
02362 V2109
PAREDE INVERNO 26
CROSS CONFEC



TAM.

U

R\$ **59,99**

25/12 130 2 1513692200180849

RIACHUELO

15136922001
BONE INFO I24 131
02362 V2109
PAREDE INVERNO 26
CROSS CONFEC



TAM.

U

R\$ **59,99**

25/12 130 2 1513692200180850

RIACHUELO

15136922001
BONE INFO I24 131
02362 V2109
PAREDE INVERNO 26
CROSS CONFEC



TAM.

U

R\$ **59,99**

25/12 130 2 1513692200180851

RIACHUELO

15136922001
BONE INFO I24 131
02362 V2109
PAREDE INVERNO 26
CROSS CONFEC



TAM.

U

R\$ **59,99**

25/12 130 2 1513692200180852

RIACHUELO

15136922001
BONE INFO I24 131
02362 V2109
PAREDE INVERNO 26
CROSS CONFEC



TAM.

U

R\$ **59,99**

25/12 130 2 1513692200180853

RIACHUELO

15136922001
BONE INFO I24 131
02362 V2109
PAREDE INVERNO 26
CROSS CONFEC



TAM.

U

R\$ **59,99**

25/12 130 2 1513692200180854

RIACHUELO

15136922001
BONE INFO I24 131
02362 V2109
PAREDE INVERNO 26
CROSS CONFEC



TAM.

U

R\$ **59,99**

25/12 130 2 1513692200180855

RIACHUELO

15136922001
BONE INFO I24 131
02362 V2109
PAREDE INVERNO 26
CROSS CONFEC



TAM.

U

R\$ **59,99**

25/12 130 2 1513692200180856

RIACHUELO

15136922001
BONE INFO I24 131
02362 V2109
PAREDE INVERNO 26
CROSS CONFEC



TAM.

U

R\$ **59,99**

25/12 130 2 1513692200180857

RIACHUELO

15136922001
BONE INFO I24 131
02362 V2109
PAREDE INVERNO 26
CROSS CONFEC



TAM.

U

R\$ **59,99**

25/12 130 2 1513692200180858

RIACHUELO

15136922001
BONE INFO I24 131
02362 V2109
PAREDE INVERNO 26
CROSS CONFEC



TAM.

U

R\$ **59,99**

25/12 130 2 1513692200180859

RIACHUELO

15136922001
BONE INFO I24 131
02362 V2109
PAREDE INVERNO 26
CROSS CONFEC



TAM.

U

R\$ **59,99**

25/12 130 2 1513692200180860

RIACHUELO

15136922001
BONE INFO I24 131
02362 V2109
PAREDE INVERNO 26
CROSS CONFEC



TAM.

U

R\$ **59,99**

25/12 130 2 1513692200180861

RIACHUELO

15136922001
BONE INFO I24 131
02362 V2109
PAREDE INVERNO 26
CROSS CONFEC



TAM.

U

R\$ **59,99**

25/12 130 2 1513692200180862

RIACHUELO

15136922001
BONE INFO I24 131
02362 V2109
PAREDE INVERNO 26
CROSS CONFEC



TAM.

U

R\$ **59,99**

25/12 130 2 1513692200180863

RIACHUELO

15136922001
BONE INFO I24 131
02362 V2109
PAREDE INVERNO 26
CROSS CONFEC



TAM.

U

R\$ **59,99**

25/12 130 2 1513692200180864

RIACHUELO

15136922001
BONE INFO I24 131
02362 V2109
PAREDE INVERNO 26
CROSS CONFEC



TAM.

U

R\$ **59,99**

25/12 130 2 1513692200180865

RIACHUELO

15136922001
BONE INFO I24 131
02362 V2109
PAREDE INVERNO 26
CROSS CONFEC



TAM.

U

R\$ **59,99**

25/12 130 2 1513692200180866

RIACHUELO

15136922001
BONE INFO I24 131
02362 V2109
PAREDE INVERNO 26
CROSS CONFEC



TAM.

U

R\$ **59,99**

25/12 130 2 1513692200180867

RIACHUELO

15136922001
BONE INFO I24 131
02362 V2109
PAREDE INVERNO 26
CROSS CONFEC



TAM.

U

R\$ **59,99**

25/12 130 2 1513692200180868

RIACHUELO

15136922001
BONE INFO I24 131
02362 V2109
PAREDE INVERNO 26
CROSS CONFEC



TAM.

U

R\$ **59,99**

25/12 130 2 1513692200180869

RIACHUELO

15136922001
BONE INFO I24 131
02362 V2109
PAREDE INVERNO 26
CROSS CONFEC



TAM.

U

R\$ **59,99**

25/12 130 2 1513692200180870

RIACHUELO

15136922001
BONE INFO I24 131
02362 V2109
PAREDE INVERNO 26
CROSS CONFEC



TAM.

U

R\$ **59,99**

25/12 130 2 1513692200180871

RIACHUELO

15136922001
BONE INFO I24 131
02362 V2109
PAREDE INVERNO 26
CROSS CONFEC



TAM.

U

R\$ **59,99**

25/12 130 2 1513692200180872

RIACHUELO

15136922001
BONE INFO I24 131
02362 V2109
PAREDE INVERNO 26
CROSS CONFEC



TAM.

U

R\$ **59,99**

25/12 130 2 1513692200180873

RIACHUELO

15136922001
BONE INFO I24 131
02362 V2109
PAREDE INVERNO 26
CROSS CONFEC



TAM.

U

R\$ **59,99**

25/12 130 2 1513692200180874

RIACHUELO

15136922001
BONE INFO I24 131
02362 V2109
PAREDE INVERNO 26
CROSS CONFEC



TAM.

U

R\$ **59,99**

25/12 130 2 1513692200180875

RIACHUELO

15136922001
BONE INFO I24 131
02362 V2109
PAREDE INVERNO 26
CROSS CONFEC



TAM.

U

R\$ **59,99**

25/12 130 2 1513692200180876

RIACHUELO

15136922001
BONE INFO I24 131
02362 V2109
PAREDE INVERNO 26
CROSS CONFEC



TAM.

U

R\$ **59,99**

25/12 130 2 1513692200180877

RIACHUELO

15136922001
BONE INFO I24 131
02362 V2109
PAREDE INVERNO 26
CROSS CONFEC



TAM.

U

R\$ **59,99**

25/12 130 2 1513692200180878

RIACHUELO

15136922001
BONE INFO I24 131
02362 V2109
PAREDE INVERNO 26
CROSS CONFEC



TAM.

U

R\$ **59,99**

25/12 130 2 1513692200180879

RIACHUELO

15136922001
BONE INFO I24 131
02362 V2109
PAREDE INVERNO 26
CROSS CONFEC



TAM.

U

R\$ **59,99**

25/12 130 2 1513692200180880

RIACHUELO

15136922001
BONE INFO I24 131
02362 V2109
PAREDE INVERNO 26
CROSS CONFEC



TAM.

U

R\$ **59,99**

25/12 130 2 1513692200180881

RIACHUELO

15136922001
BONE INFO I24 131
02362 V2109
PAREDE INVERNO 26
CROSS CONFEC



TAM.

U

R\$ **59,99**

25/12 130 2 1513692200180882

RIACHUELO

15136922001
BONE INFO I24 131
02362 V2109
PAREDE INVERNO 26
CROSS CONFEC



TAM.

U

R\$ **59,99**

25/12 130 2 1513692200180883

RIACHUELO

15136922001
BONE INFO I24 131
02362 V2109
PAREDE INVERNO 26
CROSS CONFEC



TAM.

U

R\$ **59,99**

25/12 130 2 1513692200180884

RIACHUELO

15136922001
BONE INFO I24 131
02362 V2109
PAREDE INVERNO 26
CROSS CONFEC



TAM.

U

R\$ **59,99**

25/12 130 2 1513692200180885

RIACHUELO

15136922001
BONE INFO I24 131
02362 V2109
PAREDE INVERNO 26
CROSS CONFEC



TAM.

U

R\$ **59,99**

25/12 130 2 1513692200180886

RIACHUELO

15136922001
BONE INFO I24 131
02362 V2109
PAREDE INVERNO 26
CROSS CONFEC



TAM.

U

R\$ **59,99**

25/12 130 2 1513692200180887

RIACHUELO

15136922001
BONE INFO I24 131
02362 V2109
PAREDE INVERNO 26
CROSS CONFEC



TAM.

U

R\$ **59,99**

25/12 130 2 1513692200180888

RIACHUELO

15136922001
BONE INFO I24 131
02362 V2109
PAREDE INVERNO 26
CROSS CONFEC



TAM.

U

R\$ **59,99**

25/12 130 2 1513692200180889

RIACHUELO

15136922001
BONE INFO I24 131
02362 V2109
PAREDE INVERNO 26
CROSS CONFEC



TAM.

U

R\$ **59,99**

25/12 130 2 1513692200180890

RIACHUELO

15136922001
BONE INFO I24 131
02362 V2109
PAREDE INVERNO 26
CROSS CONFEC



TAM.

U

R\$ **59,99**

25/12 130 2 1513692200180891

RIACHUELO

15136922001
BONE INFO I24 131
02362 V2109
PAREDE INVERNO 26
CROSS CONFEC



TAM.

U

R\$ **59,99**

25/12 130 2 1513692200180892

RIACHUELO

15136922001
BONE INFO I24 131
02362 V2109
PAREDE INVERNO 26
CROSS CONFEC



TAM.

U

R\$ **59,99**

25/12 130 2 1513692200180893

RIACHUELO

15136922001
BONE INFO I24 131
02362 V2109
PAREDE INVERNO 26
CROSS CONFEC



TAM.

U

R\$ **59,99**

25/12 130 2 1513692200180894

RIACHUELO

15136922001
BONE INFO I24 131
02362 V2109
PAREDE INVERNO 26
CROSS CONFEC



TAM.

U

R\$ **59,99**

25/12 130 2 1513692200180895

RIACHUELO

15136922001
BONE INFO I24 131
02362 V2109
PAREDE INVERNO 26
CROSS CONFEC



TAM.

U

R\$ **59,99**

25/12 130 2 1513692200180896

RIACHUELO

15136922001
BONE INFO I24 131
02362 V2109
PAREDE INVERNO 26
CROSS CONFEC



TAM.

U

R\$ **59,99**

25/12 130 2 1513692200180987

RIACHUELO

15136922001
BONE INFO I24 131
02362 V2109
PAREDE INVERNO 26
CROSS CONFEC



TAM.

U

R\$ **59,99**

25/12 130 2 1513692200180988

RIACHUELO

15136922001
BONE INFO I24 131
02362 V2109
PAREDE INVERNO 26
CROSS CONFEC



TAM.

U

R\$ **59,99**

25/12 130 2 1513692200180989

RIACHUELO

15136922001
BONE INFO I24 131
02362 V2109
PAREDE INVERNO 26
CROSS CONFEC



TAM.

U

R\$ **59,99**

25/12 130 2 1513692200180990

RIACHUELO

15136922001
BONE INFO I24 131
02362 V2109
PAREDE INVERNO 26
CROSS CONFEC



TAM.

U

R\$ **59,99**

25/12 130 2 1513692200180991

RIACHUELO

15136922001
BONE INFO I24 131
02362 V2109
PAREDE INVERNO 26
CROSS CONFEC



TAM.

U

R\$ **59,99**

25/12 130 2 1513692200180992

RIACHUELO

15136922001
BONE INFO I24 131
02362 V2109
PAREDE INVERNO 26
CROSS CONFEC



TAM.

U

R\$ **59,99**

25/12 130 2 1513692200180993

RIACHUELO

15136922001
BONE INFO I24 131
02362 V2109
PAREDE INVERNO 26
CROSS CONFEC



TAM.

U

R\$ **59,99**

25/12 130 2 1513692200180994

RIACHUELO

15136922001
BONE INFO I24 131
02362 V2109
PAREDE INVERNO 26
CROSS CONFEC



TAM.

U

R\$ **59,99**

25/12 130 2 1513692200180995

RIACHUELO

15136922001
BONE INFO I24 131
02362 V2109
PAREDE INVERNO 26
CROSS CONFEC



TAM.

U

R\$ **59,99**

25/12 130 2 1513692200180996

RIACHUELO

15136922001
BONE INFO I24 131
02362 V2109
PAREDE INVERNO 26
CROSS CONFEC



TAM.

U

R\$ **59,99**

25/12 130 2 1513692200180997

RIACHUELO

15136922001
BONE INFO I24 131
02362 V2109
PAREDE INVERNO 26
CROSS CONFEC



TAM.

U

R\$ **59,99**

25/12 130 2 1513692200180998

RIACHUELO

15136922001
BONE INFO I24 131
02362 V2109
PAREDE INVERNO 26
CROSS CONFEC



TAM.

U

R\$ **59,99**

25/12 130 2 1513692200180999

RIACHUELO

15136922001
BONE INFO I24 131
02362 V2109
PAREDE INVERNO 26
CROSS CONFEC



TAM.

U

R\$ **59,99**

25/12 130 2 1513692200180990

RIACHUELO

15136922001
BONE INFO I24 131
02362 V2109
PAREDE INVERNO 26
CROSS CONFEC



TAM.

U

R\$ **59,99**

25/12 130 2 1513692200180991

RIACHUELO

15136922001
BONE INFO I24 131
02362 V2109
PAREDE INVERNO 26
CROSS CONFEC



TAM.

U

R\$ **59,99**

25/12 130 2 1513692200180992

RIACHUELO

15136922001
BONE INFO I24 131
02362 V2109
PAREDE INVERNO 26
CROSS CONFEC



TAM.

U

R\$ **59,99**

25/12 130 2 1513692200180913

RIACHUELO

15136922001
BONE INFO I24 131
02362 V2109
PAREDE INVERNO 26
CROSS CONFEC



TAM.

U

R\$ **59,99**

25/12 130 2 1513692200180914

RIACHUELO

15136922001
BONE INFO I24 131
02362 V2109
PAREDE INVERNO 26
CROSS CONFEC



TAM.

U

R\$ **59,99**

25/12 130 2 1513692200180915

RIACHUELO

15136922001
BONE INFO I24 131
02362 V2109
PAREDE INVERNO 26
CROSS CONFEC



TAM.

U

R\$ **59,99**

25/12 130 2 1513692200180916

RIACHUELO

15136922001
BONE INFO I24 131
02362 V2109
PAREDE INVERNO 26
CROSS CONFEC



TAM.

U

R\$ **59,99**

25/12 130 2 1513692200180917

RIACHUELO

15136922001
BONE INFO I24 131
02362 V2109
PAREDE INVERNO 26
CROSS CONFEC



TAM.

U

R\$ **59,99**

25/12 130 2 1513692200180918

RIACHUELO

15136922001
BONE INFO I24 131
02362 V2109
PAREDE INVERNO 26
CROSS CONFEC



TAM.

U

R\$ **59,99**

25/12 130 2 1513692200180919

RIACHUELO

15136922001
BONE INFO I24 131
02362 V2109
PAREDE INVERNO 26
CROSS CONFEC



TAM.

U

R\$ **59,99**

25/12 130 2 1513692200180920

RIACHUELO

15136922001
BONE INFO I24 131
02362 V2109
PAREDE INVERNO 26
CROSS CONFEC



TAM.

U

R\$ **59,99**

25/12 130 2 1513692200180921

RIACHUELO

15136922001
BONE INFO I24 131
02362 V2109
PAREDE INVERNO 26
CROSS CONFEC



TAM.

U

R\$ **59,99**

25/12 130 2 1513692200180922

RIACHUELO

15136922001
BONE INFO I24 131
02362 V2109
PAREDE INVERNO 26
CROSS CONFEC



TAM.

U

R\$ **59,99**

25/12 130 2 1513692200180923

RIACHUELO

15136922001
BONE INFO I24 131
02362 V2109
PAREDE INVERNO 26
CROSS CONFEC



TAM.

U

R\$ **59,99**

25/12 130 2 1513692200180924

RIACHUELO

15136922001
BONE INFO I24 131
02362 V2109
PAREDE INVERNO 26
CROSS CONFEC



TAM.

U

R\$ **59,99**

25/12 130 2 1513692200180925

RIACHUELO

15136922001
BONE INFO I24 131
02362 V2109
PAREDE INVERNO 26
CROSS CONFEC



TAM.

U

R\$ **59,99**

25/12 130 2 1513692200180926

RIACHUELO

15136922001
BONE INFO I24 131
02362 V2109
PAREDE INVERNO 26
CROSS CONFEC



TAM.

U

R\$ **59,99**

25/12 130 2 1513692200180927

RIACHUELO

15136922001
BONE INFO I24 131
02362 V2109
PAREDE INVERNO 26
CROSS CONFEC



TAM.

U

R\$ **59,99**

25/12 130 2 1513692200180928

RIACHUELO

15136922001
BONE INFO I24 131
02362 V2109
PAREDE INVERNO 26
CROSS CONFEC



TAM.

U

R\$ **59,99**

25/12 130 2 1513692200180929

RIACHUELO

15136922001
BONE INFO I24 131
02362 V2109
PAREDE INVERNO 26
CROSS CONFEC



TAM.

U

R\$ **59,99**

25/12 130 2 1513692200180930

RIACHUELO

15136922001
BONE INFO I24 131
02362 V2109
PAREDE INVERNO 26
CROSS CONFEC



TAM.

U

R\$ **59,99**

25/12 130 2 1513692200180931

RIACHUELO

15136922001
BONE INFO I24 131
02362 V2109
PAREDE INVERNO 26
CROSS CONFEC



TAM.

U

R\$ **59,99**

25/12 130 2 1513692200180932

RIACHUELO

15136922001
BONE INFO I24 131
02362 V2109
PAREDE INVERNO 26
CROSS CONFEC



TAM.

U

R\$ **59,99**

25/12 130 2 1513692200180933

RIACHUELO

15136922001
BONE INFO I24 131
02362 V2109
PAREDE INVERNO 26
CROSS CONFEC



TAM.

U

R\$ **59,99**

25/12 130 2 1513692200180934

RIACHUELO

15136922001
BONE INFO I24 131
02362 V2109
PAREDE INVERNO 26
CROSS CONFEC



TAM.

U

R\$ **59,99**

25/12 130 2 1513692200180935

RIACHUELO

15136922001
BONE INFO I24 131
02362 V2109
PAREDE INVERNO 26
CROSS CONFEC



TAM.

U

R\$ **59,99**

25/12 130 2 1513692200180936

RIACHUELO

15136922001
BONE INFO I24 131
02362 V2109
PAREDE INVERNO 26
CROSS CONFEC



TAM.

U

R\$ **59,99**

25/12 130 2 1513692200180937

RIACHUELO

15136922001
BONE INFO I24 131
02362 V2109
PAREDE INVERNO 26
CROSS CONFEC



TAM.

U

R\$ **59,99**

25/12 130 2 1513692200180938

RIACHUELO

15136922001
BONE INFO I24 131
02362 V2109
PAREDE INVERNO 26
CROSS CONFEC



TAM.

U

R\$ **59,99**

25/12 130 2 1513692200180939

RIACHUELO

15136922001
BONE INFO I24 131
02362 V2109
PAREDE INVERNO 26
CROSS CONFEC



TAM.

U

R\$ **59,99**

25/12 130 2 1513692200180940

RIACHUELO

15136922001
BONE INFO I24 131
02362 V2109
PAREDE INVERNO 26
CROSS CONFEC



TAM.

U

R\$ **59,99**

25/12 130 2 1513692200180941

RIACHUELO

15136922001
BONE INFO I24 131
02362 V2109
PAREDE INVERNO 26
CROSS CONFEC



TAM.

U

R\$ **59,99**

25/12 130 2 1513692200180942

RIACHUELO

15136922001
BONE INFO I24 131
02362 V2109
PAREDE INVERNO 26
CROSS CONFEC



TAM.

U

R\$ **59,99**

25/12 130 2 1513692200180943

RIACHUELO

15136922001
BONE INFO I24 131
02362 V2109
PAREDE INVERNO 26
CROSS CONFEC



TAM.

U

R\$ **59,99**

25/12 130 2 1513692200180944

RIACHUELO

15136922001
BONE INFO I24 131
02362 V2109
PAREDE INVERNO 26
CROSS CONFEC



TAM.

U

R\$ **59,99**

25/12 130 2 1513692200180945

RIACHUELO

15136922001
BONE INFO I24 131
02362 V2109
PAREDE INVERNO 26
CROSS CONFEC



TAM.

U

R\$ **59,99**

25/12 130 2 1513692200180946

RIACHUELO

15136922001
BONE INFO I24 131
02362 V2109
PAREDE INVERNO 26
CROSS CONFEC



TAM.

U

R\$ **59,99**

25/12 130 2 1513692200180947

RIACHUELO

15136922001
BONE INFO I24 131
02362 V2109
PAREDE INVERNO 26
CROSS CONFEC



TAM.

U

R\$ **59,99**

25/12 130 2 1513692200180948

RIACHUELO

15136922001
BONE INFO I24 131
02362 V2109
PAREDE INVERNO 26
CROSS CONFEC



TAM.

U

R\$ **59,99**

25/12 130 2 1513692200180949

RIACHUELO

15136922001
BONE INFO I24 131
02362 V2109
PAREDE INVERNO 26
CROSS CONFEC



TAM.

U

R\$ **59,99**

25/12 130 2 1513692200180950

RIACHUELO

15136922001
BONE INFO I24 131
02362 V2109
PAREDE INVERNO 26
CROSS CONFEC



TAM.

U

R\$ **59,99**

25/12 130 2 1513692200180951

RIACHUELO

15136922001
BONE INFO I24 131
02362 V2109
PAREDE INVERNO 26
CROSS CONFEC



TAM.

U

R\$ **59,99**

25/12 130 2 1513692200180952

RIACHUELO

15136922001
BONE INFO I24 131
02362 V2109
PAREDE INVERNO 26
CROSS CONFEC



TAM.

U

R\$ **59,99**

25/12 130 2 1513692200180953

RIACHUELO

15136922001
BONE INFO I24 131
02362 V2109
PAREDE INVERNO 26
CROSS CONFEC



TAM.

U

R\$ **59,99**

25/12 130 2 1513692200180954

RIACHUELO

15136922001
BONE INFO I24 131
02362 V2109
PAREDE INVERNO 26
CROSS CONFEC



TAM.

U

R\$ **59,99**

25/12 130 2 1513692200180955

RIACHUELO

15136922001
BONE INFO I24 131
02362 V2109
PAREDE INVERNO 26
CROSS CONFEC



TAM.

U

R\$ **59,99**

25/12 130 2 1513692200180956

RIACHUELO

15136922001
BONE INFO I24 131
02362 V2109
PAREDE INVERNO 26
CROSS CONFEC



TAM.

U

R\$ **59,99**

25/12 130 2 1513692200180957

RIACHUELO

15136922001
BONE INFO I24 131
02362 V2109
PAREDE INVERNO 26
CROSS CONFEC



TAM.

U

R\$ **59,99**

25/12 130 2 1513692200180958

RIACHUELO

15136922001
BONE INFO I24 131
02362 V2109
PAREDE INVERNO 26
CROSS CONFEC



TAM.

U

R\$ **59,99**

25/12 130 2 1513692200180959

RIACHUELO

15136922001
BONE INFO I24 131
02362 V2109
PAREDE INVERNO 26
CROSS CONFEC



TAM.

U

R\$ **59,99**

25/12 130 2 1513692200180960

RIACHUELO

15136922001
BONE INFO I24 131
02362 V2109
PAREDE INVERNO 26
CROSS CONFEC



TAM.

U

R\$ **59,99**

25/12 130 2 1513692200180961

RIACHUELO

15136922001
BONE INFO I24 131
02362 V2109
PAREDE INVERNO 26
CROSS CONFEC



TAM.

U

R\$ **59,99**

25/12 130 2 1513692200180962

RIACHUELO

15136922001
BONE INFO I24 131
02362 V2109
PAREDE INVERNO 26
CROSS CONFEC



TAM.

U

R\$ **59,99**

25/12 130 2 1513692200180963

RIACHUELO

15136922001
BONE INFO I24 131
02362 V2109
PAREDE INVERNO 26
CROSS CONFEC



TAM.

U

R\$ **59,99**

25/12 130 2 1513692200180964

RIACHUELO

15136922001
BONE INFO I24 131
02362 V2109
PAREDE INVERNO 26
CROSS CONFEC



TAM.

U

R\$ **59,99**

25/12 130 2 1513692200180965

RIACHUELO

15136922001
BONE INFO I24 131
02362 V2109
PAREDE INVERNO 26
CROSS CONFEC



TAM.

U

R\$ **59,99**

25/12 130 2 1513692200180966

RIACHUELO

15136922001
BONE INFO I24 131
02362 V2109
PAREDE INVERNO 26
CROSS CONFEC



TAM.

U

R\$ **59,99**

25/12 130 2 1513692200180967

RIACHUELO

15136922001
BONE INFO I24 131
02362 V2109
PAREDE INVERNO 26
CROSS CONFEC



TAM.

U

R\$ **59,99**

25/12 130 2 1513692200180968

RIACHUELO

15136922001
BONE INFO I24 131
02362 V2109
PAREDE INVERNO 26
CROSS CONFEC



TAM.

U

R\$ **59,99**

25/12 130 2 1513692200180969

RIACHUELO

15136922001
BONE INFO I24 131
02362 V2109
PAREDE INVERNO 26
CROSS CONFEC



TAM.

U

R\$ **59,99**

25/12 130 2 1513692200180970

RIACHUELO

15136922001
BONE INFO I24 131
02362 V2109
PAREDE INVERNO 26
CROSS CONFEC



TAM.

U

R\$ **59,99**

25/12 130 2 1513692200180971

RIACHUELO

15136922001
BONE INFO I24 131
02362 V2109
PAREDE INVERNO 26
CROSS CONFEC



TAM.

U

R\$ **59,99**

25/12 130 2 1513692200180972

RIACHUELO

15136922001
BONE INFO I24 131
02362 V2109
PAREDE INVERNO 26
CROSS CONFEC



TAM.

U

R\$ **59,99**

25/12 130 2 1513692200180973

RIACHUELO

15136922001
BONE INFO I24 131
02362 V2109
PAREDE INVERNO 26
CROSS CONFEC



TAM.

U

R\$ **59,99**

25/12 130 2 1513692200180974

RIACHUELO

15136922001
BONE INFO I24 131
02362 V2109
PAREDE INVERNO 26
CROSS CONFEC



TAM.

U

R\$ **59,99**

25/12 130 2 1513692200180975

RIACHUELO

15136922001
BONE INFO I24 131
02362 V2109
PAREDE INVERNO 26
CROSS CONFEC



TAM.

U

R\$ **59,99**

25/12 130 2 1513692200180976

RIACHUELO

15136922001
BONE INFO I24 131
02362 V2109
PAREDE INVERNO 26
CROSS CONFEC



TAM.

U

R\$ **59,99**

25/12 130 2 1513692200180977

RIACHUELO

15136922001
BONE INFO I24 131
02362 V2109
PAREDE INVERNO 26
CROSS CONFEC



TAM.

U

R\$ **59,99**

25/12 130 2 1513692200180978

RIACHUELO

15136922001
BONE INFO I24 131
02362 V2109
PAREDE INVERNO 26
CROSS CONFEC



TAM.

U

R\$ **59,99**

25/12 130 2 1513692200180979

RIACHUELO

15136922001
BONE INFO I24 131
02362 V2109
PAREDE INVERNO 26
CROSS CONFEC



TAM.

U

R\$ **59,99**

25/12 130 2 1513692200180980

RIACHUELO

15136922001
BONE INFO I24 131
02362 V2109
PAREDE INVERNO 26
CROSS CONFEC



TAM.

U

R\$ **59,99**

25/12 130 2 1513692200180981

RIACHUELO

15136922001
BONE INFO I24 131
02362 V2109
PAREDE INVERNO 26
CROSS CONFEC



TAM.

U

R\$ **59,99**

25/12 130 2 1513692200180982

RIACHUELO

15136922001
BONE INFO I24 131
02362 V2109
PAREDE INVERNO 26
CROSS CONFEC



TAM.

U

R\$ **59,99**

25/12 130 2 1513692200180983

RIACHUELO

15136922001
BONE INFO I24 131
02362 V2109
PAREDE INVERNO 26
CROSS CONFEC



TAM.

U

R\$ **59,99**

25/12 130 2 1513692200180984

RIACHUELO

15136922001
BONE INFO I24 131
02362 V2109
PAREDE INVERNO 26
CROSS CONFEC



TAM.

U

R\$ **59,99**

25/12 130 2 1513692200180985

RIACHUELO

15136922001
BONE INFO I24 131
02362 V2109
PAREDE INVERNO 26
CROSS CONFEC



TAM.

U

R\$ **59,99**

25/12 130 2 1513692200180986

RIACHUELO

15136922001
BONE INFO I24 131
02362 V2109
PAREDE INVERNO 26
CROSS CONFEC



TAM.

U

R\$ **59,99**

25/12 130 2 1513692200180987

RIACHUELO

15136922001
BONE INFO I24 131
02362 V2109
PAREDE INVERNO 26
CROSS CONFEC



TAM.

U

R\$ **59,99**

25/12 130 2 1513692200180988

RIACHUELO

15136922001
BONE INFO I24 131
02362 V2109
PAREDE INVERNO 26
CROSS CONFEC



TAM.

U

R\$ **59,99**

25/12 130 2 1513692200180989

RIACHUELO

15136922001
BONE INFO I24 131
02362 V2109
PAREDE INVERNO 26
CROSS CONFEC



TAM.

U

R\$ **59,99**

25/12 130 2 1513692200180990

RIACHUELO

15136922001
BONE INFO I24 131
02362 V2109
PAREDE INVERNO 26
CROSS CONFEC



TAM.

U

R\$ **59,99**

25/12 130 2 1513692200180991

RIACHUELO

15136922001
BONE INFO I24 131
02362 V2109
PAREDE INVERNO 26
CROSS CONFEC



TAM.

U

R\$ **59,99**

25/12 130 2 1513692200180992

RIACHUELO

15136922001
BONE INFO I24 131
02362 V2109
PAREDE INVERNO 26
CROSS CONFEC



TAM.

U

R\$ **59,99**

25/12 130 2 1513692200180993

RIACHUELO

15136922001
BONE INFO I24 131
02362 V2109
PAREDE INVERNO 26
CROSS CONFEC



TAM.

U

R\$ **59,99**

25/12 130 2 1513692200180994

RIACHUELO

15136922001
BONE INFO I24 131
02362 V2109
PAREDE INVERNO 26
CROSS CONFEC



TAM.

U

R\$ **59,99**

25/12 130 2 1513692200180995

RIACHUELO

15136922001
BONE INFO I24 131
02362 V2109
PAREDE INVERNO 26
CROSS CONFEC



TAM.

U

R\$ **59,99**

25/12 130 2 1513692200180996

RIACHUELO

15136922001
BONE INFO I24 131
02362 V2109
PAREDE INVERNO 26
CROSS CONFEC



TAM.

U

R\$ **59,99**

25/12 130 2 1513692200180997

RIACHUELO

15136922001
BONE INFO I24 131
02362 V2109
PAREDE INVERNO 26
CROSS CONFEC



TAM.

U

R\$ **59,99**

25/12 130 2 1513692200180998

RIACHUELO

15136922001
BONE INFO I24 131
02362 V2109
PAREDE INVERNO 26
CROSS CONFEC



TAM.

U

R\$ **59,99**

25/12 130 2 1513692200180999

RIACHUELO

15136922001
BONE INFO I24 131
02362 V2109
PAREDE INVERNO 26
CROSS CONFEC



TAM.

U

R\$ **59,99**

25/12 130 2 1513692200181000

RIACHUELO

15136922001
BONE INFO I24 131
02362 V2109
PAREDE INVERNO 26
CROSS CONFEC



TAM.

U

R\$ **59,99**

25/12 130 2 1513692200181001

RIACHUELO

15136922001
BONE INFO I24 131
02362 V2109
PAREDE INVERNO 26
CROSS CONFEC



TAM.

U

R\$ **59,99**

25/12 130 2 1513692200181002

RIACHUELO

15136922001
BONE INFO I24 131
02362 V2109
PAREDE INVERNO 26
CROSS CONFEC



TAM.

U

R\$ **59,99**

25/12 130 2 1513692200181003

RIACHUELO

15136922001
BONE INFO I24 131
02362 V2109
PAREDE INVERNO 26
CROSS CONFEC



TAM.

U

R\$ **59,99**

25/12 130 2 1513692200181004

RIACHUELO

15136922001
BONE INFO I24 131
02362 V2109
PAREDE INVERNO 26
CROSS CONFEC



TAM.

U

R\$ **59,99**

25/12 130 2 1513692200181005

RIACHUELO

15136922001
BONE INFO I24 131
02362 V2109
PAREDE INVERNO 26
CROSS CONFEC



TAM.

U

R\$ **59,99**

25/12 130 2 1513692200181006

RIACHUELO

15136922001
BONE INFO I24 131
02362 V2109
PAREDE INVERNO 26
CROSS CONFEC



TAM.

U

R\$ **59,99**

25/12 130 2 1513692200181007

RIACHUELO

15136922001
BONE INFO I24 131
02362 V2109
PAREDE INVERNO 26
CROSS CONFEC



TAM.

U

R\$ **59,99**

25/12 130 2 1513692200181008

RIACHUELO

15136922001
BONE INFO I24 131
02362 V2109
PAREDE INVERNO 26
CROSS CONFEC



TAM.

U

R\$ **59,99**

25/12 130 2 1513692200181009

RIACHUELO

15136922001
BONE INFO I24 131
02362 V2109
PAREDE INVERNO 26
CROSS CONFEC



TAM.

U

R\$ **59,99**

25/12 130 2 1513692200181010

RIACHUELO

15136922001
BONE INFO I24 131
02362 V2109
PAREDE INVERNO 26
CROSS CONFEC



TAM.

U

R\$ **59,99**

25/12 130 2 1513692200181011

RIACHUELO

15136922001
BONE INFO I24 131
02362 V2109
PAREDE INVERNO 26
CROSS CONFEC



TAM.

U

R\$ **59,99**

25/12 130 2 1513692200181012

RIACHUELO

15136922001
BONE INFO I24 131
02362 V2109
PAREDE INVERNO 26
CROSS CONFEC



TAM.

U

R\$ **59,99**

25/12 130 2 1513692200181013

RIACHUELO

15136922001
BONE INFO I24 131
02362 V2109
PAREDE INVERNO 26
CROSS CONFEC



TAM.

U

R\$ **59,99**

25/12 130 2 1513692200181014

RIACHUELO

15136922001
BONE INFO I24 131
02362 V2109
PAREDE INVERNO 26
CROSS CONFEC



TAM.

U

R\$ **59,99**

25/12 130 2 1513692200181015

RIACHUELO

15136922001
BONE INFO I24 131
02362 V2109
PAREDE INVERNO 26
CROSS CONFEC



TAM.

U

R\$ **59,99**

25/12 130 2 1513692200181016

RIACHUELO

15136922001
BONE INFO I24 131
02362 V2109
PAREDE INVERNO 26
CROSS CONFEC



TAM.

U

R\$ **59,99**

25/12 130 2 1513692200181017

RIACHUELO

15136922001
BONE INFO I24 131
02362 V2109
PAREDE INVERNO 26
CROSS CONFEC



TAM.

U

R\$ **59,99**

25/12 130 2 1513692200181018

RIACHUELO

15136922001
BONE INFO I24 131
02362 V2109
PAREDE INVERNO 26
CROSS CONFEC



TAM.

U

R\$ **59,99**

25/12 130 2 1513692200181019

RIACHUELO

15136922001
BONE INFO I24 131
02362 V2109
PAREDE INVERNO 26
CROSS CONFEC



TAM.

U

R\$ **59,99**

25/12 130 2 1513692200181020

RIACHUELO

15136922001
BONE INFO I24 131
02362 V2109
PAREDE INVERNO 26
CROSS CONFEC



TAM.

U

R\$ **59,99**

25/12 130 2 1513692200181021

RIACHUELO

15136922001
BONE INFO I24 131
02362 V2109
PAREDE INVERNO 26
CROSS CONFEC



TAM.

U

R\$ **59,99**

25/12 130 2 1513692200181022

RIACHUELO

15136922001
BONE INFO I24 131
02362 V2109
PAREDE INVERNO 26
CROSS CONFEC



TAM.

U

R\$ **59,99**

25/12 130 2 1513692200181023

RIACHUELO

15136922001
BONE INFO I24 131
02362 V2109
PAREDE INVERNO 26
CROSS CONFEC



TAM.

U

R\$ **59,99**

25/12 130 2 1513692200181024

RIACHUELO

15136922001
BONE INFO I24 131
02362 V2109
PAREDE INVERNO 26
CROSS CONFEC



TAM.

U

R\$ **59,99**

25/12 130 2 1513692200181025

RIACHUELO

15136922001
BONE INFO I24 131
02362 V2109
PAREDE INVERNO 26
CROSS CONFEC



TAM.

U

R\$ **59,99**

25/12 130 2 1513692200181026

RIACHUELO

15136922001
BONE INFO I24 131
02362 V2109
PAREDE INVERNO 26
CROSS CONFEC



TAM.

U

R\$ **59,99**

25/12 130 2 1513692200181027

RIACHUELO

15136922001
BONE INFO I24 131
02362 V2109
PAREDE INVERNO 26
CROSS CONFEC



TAM.

U

R\$ **59,99**

25/12 130 2 1513692200181028

RIACHUELO

15136922001
BONE INFO I24 131
02362 V2109
PAREDE INVERNO 26
CROSS CONFEC



TAM.

U

R\$ **59,99**

25/12 130 2 1513692200181030

RIACHUELO

15136922001
BONE INFO I24 131
02362 V2109
PAREDE INVERNO 26
CROSS CONFEC



TAM.

U

R\$ **59,99**

25/12 130 2 1513692200181031

RIACHUELO

15136922001
BONE INFO I24 131
02362 V2109
PAREDE INVERNO 26
CROSS CONFEC



TAM.

U

R\$ **59,99**

25/12 130 2 1513692200181032

RIACHUELO

15136922001
BONE INFO I24 131
02362 V2109
PAREDE INVERNO 26
CROSS CONFEC



TAM.

U

R\$ **59,99**

25/12 130 2 1513692200181033

RIACHUELO

15136922001
BONE INFO I24 131
02362 V2109
PAREDE INVERNO 26
CROSS CONFEC



TAM.

U

R\$ **59,99**

25/12 130 2 1513692200181034

RIACHUELO

15136922001
BONE INFO I24 131
02362 V2109
PAREDE INVERNO 26
CROSS CONFEC



TAM.

U

R\$ **59,99**

25/12 130 2 1513692200181035

RIACHUELO

15136922001
BONE INFO I24 131
02362 V2109
PAREDE INVERNO 26
CROSS CONFEC



TAM.

U

R\$ **59,99**

25/12 130 2 1513692200181036

RIACHUELO

15136922001
BONE INFO I24 131
02362 V2109
PAREDE INVERNO 26
CROSS CONFEC



TAM.

U

R\$ **59,99**

25/12 130 2 1513692200181037

RIACHUELO

15136922001
BONE INFO I24 131
02362 V2109
PAREDE INVERNO 26
CROSS CONFEC



TAM.

U

R\$ **59,99**

25/12 130 2 1513692200181038

RIACHUELO

15136922001
BONE INFO I24 131
02362 V2109
PAREDE INVERNO 26
CROSS CONFEC



TAM.

U

R\$ **59,99**

25/12 130 2 1513692200181039

RIACHUELO

15136922001
BONE INFO I24 131
02362 V2109
PAREDE INVERNO 26
CROSS CONFEC



TAM.

U

R\$ **59,99**

25/12 130 2 1513692200181040

RIACHUELO

15136922001
BONE INFO I24 131
02362 V2109
PAREDE INVERNO 26
CROSS CONFEC



TAM.

U

R\$ **59,99**

25/12 130 2 1513692200181040

RIACHUELO

15136922001
BONE INFO I24 131
02362 V2109
PAREDE INVERNO 26
CROSS CONFEC



TAM.

U

R\$ **59,99**

25/12 130 2 1513692200181043

RIACHUELO

15136922001
BONE INFO I24 131
02362 V2109
PAREDE INVERNO 26
CROSS CONFEC



TAM.

U

R\$ **59,99**

25/12 130 2 1513692200181042

RIACHUELO

15136922001
BONE INFO I24 131
02362 V2109
PAREDE INVERNO 26
CROSS CONFEC



TAM.

U

R\$ **59,99**

25/12 130 2 1513692200181043

RIACHUELO

15136922001
BONE INFO I24 131
02362 V2109
PAREDE INVERNO 26
CROSS CONFEC



TAM.

U

R\$ **59,99**

25/12 130 2 1513692200181044

RIACHUELO

15136922001
BONE INFO I24 131
02362 V2109
PAREDE INVERNO 26
CROSS CONFEC



TAM.

U

R\$ **59,99**

25/12 130 2 1513692200181045

RIACHUELO

15136922001
BONE INFO I24 131
02362 V2109
PAREDE INVERNO 26
CROSS CONFEC



TAM.

U

R\$ **59,99**

25/12 130 2 1513692200181046

RIACHUELO

15136922001
BONE INFO I24 131
02362 V2109
PAREDE INVERNO 26
CROSS CONFEC



TAM.

U

R\$ **59,99**

25/12 130 2 1513692200181047

RIACHUELO

15136922001
BONE INFO I24 131
02362 V2109
PAREDE INVERNO 26
CROSS CONFEC



TAM.

U

R\$ **59,99**

25/12 130 2 1513692200181048

RIACHUELO

15136922001
BONE INFO I24 131
02362 V2109
PAREDE INVERNO 26
CROSS CONFEC



TAM.

U

R\$ **59,99**

25/12 130 2 1513692200181049

RIACHUELO

15136922001
BONE INFO I24 131
02362 V2109
PAREDE INVERNO 26
CROSS CONFEC



TAM.

U

R\$ **59,99**

25/12 130 2 1513692200181050

RIACHUELO

15136922001
BONE INFO I24 131
02362 V2109
PAREDE INVERNO 26
CROSS CONFEC



TAM.

U

R\$ **59,99**

25/12 130 2 1513692200181051

RIACHUELO

15136922001
BONE INFO I24 131
02362 V2109
PAREDE INVERNO 26
CROSS CONFEC



TAM.

U

R\$ **59,99**

25/12 130 2 1513692200181052

RIACHUELO

15136922001
BONE INFO I24 131
02362 V2109
PAREDE INVERNO 26
CROSS CONFEC



TAM.

U

R\$ **59,99**

25/12 130 2 1513692200181053

RIACHUELO

15136922001
BONE INFO I24 131
02362 V2109
PAREDE INVERNO 26
CROSS CONFEC



TAM.

U

R\$ **59,99**

25/12 130 2 1513692200181054

RIACHUELO

15136922001
BONE INFO I24 131
02362 V2109
PAREDE INVERNO 26
CROSS CONFEC



TAM.

U

R\$ **59,99**

25/12 130 2 1513692200181055

RIACHUELO

15136922001
BONE INFO I24 131
02362 V2109
PAREDE INVERNO 26
CROSS CONFEC



TAM.

U

R\$ **59,99**

25/12 130 2 1513692200181056

RIACHUELO

15136922001
BONE INFO I24 131
02362 V2109
PAREDE INVERNO 26
CROSS CONFEC



TAM.

U

R\$ **59,99**

25/12 130 2 1513692200181057

RIACHUELO

15136922001
BONE INFO I24 131
02362 V2109
PAREDE INVERNO 26
CROSS CONFEC



TAM.

U

R\$ **59,99**

25/12 130 2 1513692200181058

RIACHUELO

15136922001
BONE INFO I24 131
02362 V2109
PAREDE INVERNO 26
CROSS CONFEC



TAM.

U

R\$ **59,99**

25/12 130 2 1513692200181059

RIACHUELO

15136922001
BONE INFO I24 131
02362 V2109
PAREDE INVERNO 26
CROSS CONFEC



TAM.

U

R\$ **59,99**

25/12 130 2 1513692200181060

RIACHUELO

15136922001
BONE INFO I24 131
02362 V2109
PAREDE INVERNO 26
CROSS CONFEC



TAM.

U

R\$ **59,99**

25/12 130 2 1513692200181061

RIACHUELO

15136922001
BONE INFO I24 131
02362 V2109
PAREDE INVERNO 26
CROSS CONFEC



TAM.

U

R\$ **59,99**

25/12 130 2 1513692200181062

RIACHUELO

15136922001
BONE INFO I24 131
02362 V2109
PAREDE INVERNO 26
CROSS CONFEC



TAM.

U

R\$ **59,99**

25/12 130 2 1513692200181063

RIACHUELO

15136922001
BONE INFO I24 131
02362 V2109
PAREDE INVERNO 26
CROSS CONFEC



TAM.

U

R\$ **59,99**

25/12 130 2 1513692200181064

RIACHUELO

15136922001
BONE INFO I24 131
02362 V2109
PAREDE INVERNO 26
CROSS CONFEC



TAM.

U

R\$ **59,99**

25/12 130 2 1513692200181065

RIACHUELO

15136922001
BONE INFO I24 131
02362 V2109
PAREDE INVERNO 26
CROSS CONFEC



TAM.

U

R\$ **59,99**

25/12 130 2 1513692200181066

RIACHUELO

15136922001
BONE INFO I24 131
02362 V2109
PAREDE INVERNO 26
CROSS CONFEC



TAM.

U

R\$ **59,99**

25/12 130 2 1513692200181067

RIACHUELO

15136922001
BONE INFO I24 131
02362 V2109
PAREDE INVERNO 26
CROSS CONFEC



TAM.

U

R\$ **59,99**

25/12 130 2 1513692200181068

RIACHUELO

15136922001
BONE INFO I24 131
02362 V2109
PAREDE INVERNO 26
CROSS CONFEC



TAM.

U

R\$ **59,99**

25/12 130 2 1513692200181069

RIACHUELO

15136922001
BONE INFO I24 131
02362 V2109
PAREDE INVERNO 26
CROSS CONFEC



TAM.

U

R\$ **59,99**

25/12 130 2 1513692200181070

RIACHUELO

15136922001
BONE INFO I24 131
02362 V2109
PAREDE INVERNO 26
CROSS CONFEC



TAM.

U

R\$ **59,99**

25/12 130 2 1513692200181071

RIACHUELO

15136922001
BONE INFO I24 131
02362 V2109
PAREDE INVERNO 26
CROSS CONFEC



TAM.

U

R\$ **59,99**

25/12 130 2 1513692200181072

RIACHUELO

15136922001
BONE INFO I24 131
02362 V2109
PAREDE INVERNO 26
CROSS CONFEC



TAM.

U

R\$ **59,99**

25/12 130 2 1513692200181073

RIACHUELO

15136922001
BONE INFO I24 131
02362 V2109
PAREDE INVERNO 26
CROSS CONFEC



TAM.

U

R\$ **59,99**

25/12 130 2 1513692200181074

RIACHUELO

15136922001
BONE INFO I24 131
02362 V2109
PAREDE INVERNO 26
CROSS CONFEC



TAM.

U

R\$ **59,99**

25/12 130 2 1513692200181075

RIACHUELO

15136922001
BONE INFO I24 131
02362 V2109
PAREDE INVERNO 26
CROSS CONFEC



TAM.

U

R\$ **59,99**

25/12 130 2 1513692200181076

RIACHUELO

15136922001
BONE INFO I24 131
02362 V2109
PAREDE INVERNO 26
CROSS CONFEC



TAM.

U

R\$ **59,99**

25/12 130 2 1513692200181077

RIACHUELO

15136922001
BONE INFO I24 131
02362 V2109
PAREDE INVERNO 26
CROSS CONFEC



TAM.

U

R\$ **59,99**

25/12 130 2 1513692200181078

RIACHUELO

15136922001
BONE INFO I24 131
02362 V2109
PAREDE INVERNO 26
CROSS CONFEC



TAM.

U

R\$ **59,99**

25/12 130 2 1513692200181079

RIACHUELO

15136922001
BONE INFO I24 131
02362 V2109
PAREDE INVERNO 26
CROSS CONFEC



TAM.

U

R\$ **59,99**

25/12 130 2 1513692200181080

RIACHUELO

15136922001
BONE INFO I24 131
02362 V2109
PAREDE INVERNO 26
CROSS CONFEC



TAM.

U

R\$ **59,99**

25/12 130 2 1513692200181081

RIACHUELO

15136922001
BONE INFO I24 131
02362 V2109
PAREDE INVERNO 26
CROSS CONFEC



TAM.

U

R\$ **59,99**

25/12 130 2 1513692200181082

RIACHUELO

15136922001
BONE INFO I24 131
02362 V2109
PAREDE INVERNO 26
CROSS CONFEC



TAM.

U

R\$ **59,99**

25/12 130 2 1513692200181083

RIACHUELO

15136922001
BONE INFO I24 131
02362 V2109
PAREDE INVERNO 26
CROSS CONFEC



TAM.

U

R\$ **59,99**

25/12 130 2 1513692200181084

RIACHUELO

15136922001
BONE INFO I24 131
02362 V2109
PAREDE INVERNO 26
CROSS CONFEC



TAM.

U

R\$ **59,99**

25/12 130 2 1513692200181085

RIACHUELO

15136922001
BONE INFO I24 131
02362 V2109
PAREDE INVERNO 26
CROSS CONFEC



TAM.

U

R\$ **59,99**

25/12 130 2 1513692200181086

RIACHUELO

15136922001
BONE INFO I24 131
02362 V2109
PAREDE INVERNO 26
CROSS CONFEC



TAM.

U

R\$ **59,99**

25/12 130 2 1513692200181087

RIACHUELO

15136922001
BONE INFO I24 131
02362 V2109
PAREDE INVERNO 26
CROSS CONFEC



TAM.

U

R\$ **59,99**

25/12 130 2 1513692200181088

RIACHUELO

15136922001
BONE INFO I24 131
02362 V2109
PAREDE INVERNO 26
CROSS CONFEC



TAM.

U

R\$ **59,99**

25/12 130 2 1513692200181089

RIACHUELO

15136922001
BONE INFO I24 131
02362 V2109
PAREDE INVERNO 26
CROSS CONFEC



TAM.

U

R\$ **59,99**

25/12 130 2 1513692200181090

RIACHUELO

15136922001
BONE INFO I24 131
02362 V2109
PAREDE INVERNO 26
CROSS CONFEC



TAM.

U

R\$ **59,99**

25/12 130 2 1513692200181091

RIACHUELO

15136922001
BONE INFO I24 131
02362 V2109
PAREDE INVERNO 26
CROSS CONFEC



TAM.

U

R\$ **59,99**

25/12 130 2 1513692200181092

RIACHUELO

15136922001
BONE INFO I24 131
02362 V2109
PAREDE INVERNO 26
CROSS CONFEC



TAM.

U

R\$ **59,99**

25/12 130 2 1513692200181093

RIACHUELO

15136922001
BONE INFO I24 131
02362 V2109
PAREDE INVERNO 26
CROSS CONFEC



TAM.

U

R\$ **59,99**

25/12 130 2 1513692200181094

RIACHUELO

15136922001
BONE INFO I24 131
02362 V2109
PAREDE INVERNO 26
CROSS CONFEC



TAM.

U

R\$ **59,99**

25/12 130 2 1513692200181095

RIACHUELO

15136922001
BONE INFO I24 131
02362 V2109
PAREDE INVERNO 26
CROSS CONFEC



TAM.

U

R\$ **59,99**

25/12 130 2 1513692200181096

RIACHUELO

15136922001
BONE INFO I24 131
02362 V2109
PAREDE INVERNO 26
CROSS CONFEC



TAM.

U

R\$ **59,99**

25/12 130 2 1513692200181097

RIACHUELO

15136922001
BONE INFO I24 131
02362 V2109
PAREDE INVERNO 26
CROSS CONFEC



TAM.

U

R\$ **59,99**

25/12 130 2 1513692200181098

RIACHUELO

15136922001
BONE INFO I24 131
02362 V2109
PAREDE INVERNO 26
CROSS CONFEC



TAM.

U

R\$ **59,99**

25/12 130 2 1513692200181099

RIACHUELO

15136922001
BONE INFO I24 131
02362 V2109
PAREDE INVERNO 26
CROSS CONFEC



TAM.

U

R\$ **59,99**

25/12 130 2 1513692200181100

RIACHUELO

15136922001
BONE INFO I24 131
02362 V2109
PAREDE INVERNO 26
CROSS CONFEC



TAM.

U

R\$ **59,99**

25/12 130 2 1513692200181101

RIACHUELO

15136922001
BONE INFO I24 131
02362 V2109
PAREDE INVERNO 26
CROSS CONFEC



TAM.

U

R\$ **59,99**

25/12 130 2 1513692200181102

RIACHUELO

15136922001
BONE INFO I24 131
02362 V2109
PAREDE INVERNO 26
CROSS CONFEC



TAM.

U

R\$ **59,99**

25/12 130 2 1513692200181103

RIACHUELO

15136922001
BONE INFO I24 131
02362 V2109
PAREDE INVERNO 26
CROSS CONFEC



TAM.

U

R\$ **59,99**

25/12 130 2 1513692200181104

RIACHUELO

15136922001
BONE INFO I24 131
02362 V2109
PAREDE INVERNO 26
CROSS CONFEC



TAM.

U

R\$ **59,99**

25/12 130 2 1513692200181105

RIACHUELO

15136922001
BONE INFO I24 131
02362 V2109
PAREDE INVERNO 26
CROSS CONFEC



TAM.

U

R\$ **59,99**

25/12 130 2 1513692200181106

RIACHUELO

15136922001
BONE INFO I24 131
02362 V2109
PAREDE INVERNO 26
CROSS CONFEC



TAM.

U

R\$ **59,99**

25/12 130 2 1513692200181107

RIACHUELO

15136922001
BONE INFO I24 131
02362 V2109
PAREDE INVERNO 26
CROSS CONFEC



TAM.

U

R\$ **59,99**

25/12 130 2 1513692200181108

RIACHUELO

15136922001
BONE INFO I24 131
02362 V2109
PAREDE INVERNO 26
CROSS CONFEC



TAM.

U

R\$ **59,99**

25/12 130 2 1513692200181109

RIACHUELO

15136922001
BONE INFO I24 131
02362 V2109
PAREDE INVERNO 26
CROSS CONFEC



TAM.

U

R\$ **59,99**

25/12 130 2 1513692200181110

RIACHUELO

15136922001
BONE INFO I24 131
02362 V2109
PAREDE INVERNO 26
CROSS CONFEC



TAM.

U

R\$ **59,99**

25/12 130 2 1513692200181111

RIACHUELO

15136922001
BONE INFO I24 131
02362 V2109
PAREDE INVERNO 26
CROSS CONFEC



TAM.

U

R\$ **59,99**

25/12 130 2 1513692200181112

RIACHUELO

15136922001
BONE INFO I24 131
02362 V2109
PAREDE INVERNO 26
CROSS CONFEC



TAM.

U

R\$ **59,99**

25/12 130 2 1513692200181113

RIACHUELO

15136922001
BONE INFO I24 131
02362 V2109
PAREDE INVERNO 26
CROSS CONFEC



TAM.

U

R\$ **59,99**

25/12 130 2 1513692200181114

RIACHUELO

15136922001
BONE INFO I24 131
02362 V2109
PAREDE INVERNO 26
CROSS CONFEC



TAM.

U

R\$ **59,99**

25/12 130 2 1513692200181115

RIACHUELO

15136922001
BONE INFO I24 131
02362 V2109
PAREDE INVERNO 26
CROSS CONFEC



TAM.

U

R\$ **59,99**

25/12 130 2 1513692200181116

RIACHUELO

15136922001
BONE INFO I24 131
02362 V2109
PAREDE INVERNO 26
CROSS CONFEC



TAM.

U

R\$ **59,99**

25/12 130 2 1513692200181117

RIACHUELO

15136922001
BONE INFO I24 131
02362 V2109
PAREDE INVERNO 26
CROSS CONFEC



TAM.

U

R\$ **59,99**

25/12 130 2 1513692200181118

RIACHUELO

15136922001
BONE INFO I24 131
02362 V2109
PAREDE INVERNO 26
CROSS CONFEC



TAM.

U

R\$ **59,99**

25/12 130 2 1513692200181119

RIACHUELO

15136922001
BONE INFO I24 131
02362 V2109
PAREDE INVERNO 26
CROSS CONFEC



TAM.

U

R\$ **59,99**

25/12 130 2 1513692200181120

RIACHUELO

15136922001
BONE INFO I24 131
02362 V2109
PAREDE INVERNO 26
CROSS CONFEC



TAM.

U

R\$ **59,99**

25/12 130 2 1513692200181121

RIACHUELO

15136922001
BONE INFO I24 131
02362 V2109
PAREDE INVERNO 26
CROSS CONFEC



TAM.

U

R\$ **59,99**

25/12 130 2 1513692200181122

RIACHUELO

15136922001
BONE INFO I24 131
02362 V2109
PAREDE INVERNO 26
CROSS CONFEC



TAM.

U

R\$ **59,99**

25/12 130 2 1513692200181123

RIACHUELO

15136922001
BONE INFO I24 131
02362 V2109
PAREDE INVERNO 26
CROSS CONFEC



TAM.

U

R\$ **59,99**

25/12 130 2 1513692200181124

RIACHUELO

15136922001
BONE INFO I24 131
02362 V2109
PAREDE INVERNO 26
CROSS CONFEC



TAM.

U

R\$ **59,99**

25/12 130 2 1513692200181125

RIACHUELO

15136922001
BONE INFO I24 131
02362 V2109
PAREDE INVERNO 26
CROSS CONFEC



TAM.

U

R\$ **59,99**

25/12 130 2 1513692200181126

RIACHUELO

15136922001
BONE INFO I24 131
02362 V2109
PAREDE INVERNO 26
CROSS CONFEC



TAM.

U

R\$ **59,99**

25/12 130 2 1513692200181127

RIACHUELO

15136922001
BONE INFO I24 131
02362 V2109
PAREDE INVERNO 26
CROSS CONFEC



TAM.

U

R\$ **59,99**

25/12 130 2 1513692200181128

RIACHUELO

15136922001
BONE INFO I24 131
02362 V2109
PAREDE INVERNO 26
CROSS CONFEC



TAM.

U

R\$ **59,99**

25/12 130 2 1513692200181129

RIACHUELO

15136922001
BONE INFO I24 131
02362 V2109
PAREDE INVERNO 26
CROSS CONFEC



TAM.

U

R\$ **59,99**

25/12 130 2 1513692200181130

RIACHUELO

15136922001
BONE INFO I24 131
02362 V2109
PAREDE INVERNO 26
CROSS CONFEC



TAM.

U

R\$ **59,99**

25/12 130 2 1513692200181131

RIACHUELO

15136922001
BONE INFO I24 131
02362 V2109
PAREDE INVERNO 26
CROSS CONFEC



TAM.

U

R\$ **59,99**

25/12 130 2 1513692200181132

RIACHUELO

15136922001
BONE INFO I24 131
02362 V2109
PAREDE INVERNO 26
CROSS CONFEC



TAM.

U

R\$ **59,99**

25/12 130 2 1513692200181133

RIACHUELO

15136922001
BONE INFO I24 131
02362 V2109
PAREDE INVERNO 26
CROSS CONFEC



TAM.

U

R\$ **59,99**

25/12 130 2 1513692200181134

RIACHUELO

15136922001
BONE INFO I24 131
02362 V2109
PAREDE INVERNO 26
CROSS CONFEC



TAM.

U

R\$ **59,99**

25/12 130 2 1513692200181135

RIACHUELO

15136922001
BONE INFO I24 131
02362 V2109
PAREDE INVERNO 26
CROSS CONFEC



TAM.

U

R\$ **59,99**

25/12 130 2 1513692200181136

RIACHUELO

15136922001
BONE INFO I24 131
02362 V2109
PAREDE INVERNO 26
CROSS CONFEC



TAM.

U

R\$ **59,99**

25/12 130 2 1513692200181137

RIACHUELO

15136922001
BONE INFO I24 131
02362 V2109
PAREDE INVERNO 26
CROSS CONFEC



TAM.

U

R\$ **59,99**

25/12 130 2 1513692200181138

RIACHUELO

15136922001
BONE INFO I24 131
02362 V2109
PAREDE INVERNO 26
CROSS CONFEC



TAM.

U

R\$ **59,99**

25/12 130 2 1513692200181139

RIACHUELO

15136922001
BONE INFO I24 131
02362 V2109
PAREDE INVERNO 26
CROSS CONFEC



TAM.

U

R\$ **59,99**

25/12 130 2 1513692200181140

RIACHUELO

15136922001
BONE INFO I24 131
02362 V2109
PAREDE INVERNO 26
CROSS CONFEC



TAM.

U

R\$ **59,99**

25/12 130 2 1513692200181141

RIACHUELO

15136922001
BONE INFO I24 131
02362 V2109
PAREDE INVERNO 26
CROSS CONFEC



TAM.

U

R\$ **59,99**

25/12 130 2 1513692200181142

RIACHUELO

15136922001
BONE INFO I24 131
02362 V2109
PAREDE INVERNO 26
CROSS CONFEC



TAM.

U

R\$ **59,99**

25/12 130 2 1513692200181143

RIACHUELO

15136922001
BONE INFO I24 131
02362 V2109
PAREDE INVERNO 26
CROSS CONFEC



TAM.

U

R\$ **59,99**

25/12 130 2 1513692200181144

RIACHUELO

15136922001
BONE INFO I24 131
02362 V2109
PAREDE INVERNO 26
CROSS CONFEC



TAM.

U

R\$ **59,99**

25/12 130 2 1513692200181145

RIACHUELO

15136922001
BONE INFO I24 131
02362 V2109
PAREDE INVERNO 26
CROSS CONFEC



TAM.

U

R\$ **59,99**

25/12 130 2 1513692200181146

RIACHUELO

15136922001
BONE INFO I24 131
02362 V2109
PAREDE INVERNO 26
CROSS CONFEC



TAM.

U

R\$ **59,99**

25/12 130 2 1513692200181147

RIACHUELO

15136922001
BONE INFO I24 131
02362 V2109
PAREDE INVERNO 26
CROSS CONFEC



TAM.

U

R\$ **59,99**

25/12 130 2 1513692200181148

RIACHUELO

15136922001
BONE INFO I24 131
02362 V2109
PAREDE INVERNO 26
CROSS CONFEC



TAM.

U

R\$ **59,99**

25/12 130 2 1513692200181149

RIACHUELO

15136922001
BONE INFO I24 131
02362 V2109
PAREDE INVERNO 26
CROSS CONFEC



TAM.

U

R\$ **59,99**

25/12 130 2 1513692200181150

RIACHUELO

15136922001
BONE INFO I24 131
02362 V2109
PAREDE INVERNO 26
CROSS CONFEC



TAM.

U

R\$ **59,99**

25/12 130 2 1513692200181151

RIACHUELO

15136922001
BONE INFO I24 131
02362 V2109
PAREDE INVERNO 26
CROSS CONFEC



TAM.

U

R\$ **59,99**

25/12 130 2 1513692200181152

RIACHUELO

15136922001
BONE INFO I24 131
02362 V2109
PAREDE INVERNO 26
CROSS CONFEC



TAM.

U

R\$ **59,99**

25/12 130 2 1513692200181153

RIACHUELO

15136922001
BONE INFO I24 131
02362 V2109
PAREDE INVERNO 26
CROSS CONFEC



TAM.

U

R\$ **59,99**

25/12 130 2 1513692200181154

RIACHUELO

15136922001
BONE INFO I24 131
02362 V2109
PAREDE INVERNO 26
CROSS CONFEC



TAM.

U

R\$ **59,99**

25/12 130 2 1513692200181155

RIACHUELO

15136922001
BONE INFO I24 131
02362 V2109
PAREDE INVERNO 26
CROSS CONFEC



TAM.

U

R\$ **59,99**

25/12 130 2 1513692200181156

RIACHUELO

15136922001
BONE INFO I24 131
02362 V2109
PAREDE INVERNO 26
CROSS CONFEC



TAM.

U

R\$ **59,99**

25/12 130 2 1513692200181157

RIACHUELO

15136922001
BONE INFO I24 131
02362 V2109
PAREDE INVERNO 26
CROSS CONFEC



TAM.

U

R\$ **59,99**

25/12 130 2 1513692200181158

RIACHUELO

15136922001
BONE INFO I24 131
02362 V2109
PAREDE INVERNO 26
CROSS CONFEC



TAM.

U

R\$ **59,99**

25/12 130 2 1513692200181159

RIACHUELO

15136922001
BONE INFO I24 131
02362 V2109
PAREDE INVERNO 26
CROSS CONFEC



TAM.

U

R\$ **59,99**

25/12 130 2 1513692200181160

RIACHUELO

15136922001
BONE INFO I24 131
02362 V2109
PAREDE INVERNO 26
CROSS CONFEC



TAM.

U

R\$ **59,99**

25/12 130 2 1513692200181161

RIACHUELO

15136922001
BONE INFO I24 131
02362 V2109
PAREDE INVERNO 26
CROSS CONFEC



TAM.

U

R\$ **59,99**

25/12 130 2 1513692200181162

RIACHUELO

15136922001
BONE INFO I24 131
02362 V2109
PAREDE INVERNO 26
CROSS CONFEC



TAM.

U

R\$ **59,99**

25/12 130 2 1513692200181163

RIACHUELO

15136922001
BONE INFO I24 131
02362 V2109
PAREDE INVERNO 26
CROSS CONFEC



TAM.

U

R\$ **59,99**

25/12 130 2 1513692200181164

RIACHUELO

15136922001
BONE INFO I24 131
02362 V2109
PAREDE INVERNO 26
CROSS CONFEC



TAM.

U

R\$ **59,99**

25/12 130 2 1513692200181165

RIACHUELO

15136922001
BONE INFO I24 131
02362 V2109
PAREDE INVERNO 26
CROSS CONFEC



TAM.

U

R\$ **59,99**

25/12 130 2 1513692200181166

RIACHUELO

15136922001
BONE INFO I24 131
02362 V2109
PAREDE INVERNO 26
CROSS CONFEC



TAM.

U

R\$ **59,99**

25/12 130 2 1513692200181167

RIACHUELO

15136922001
BONE INFO I24 131
02362 V2109
PAREDE INVERNO 26
CROSS CONFEC



TAM.

U

R\$ **59,99**

25/12 130 2 1513692200181168

RIACHUELO

15136922001
BONE INFO I24 131
02362 V2109
PAREDE INVERNO 26
CROSS CONFEC



TAM.

U

R\$ **59,99**

25/12 130 2 1513692200181169

RIACHUELO

15136922001
BONE INFO I24 131
02362 V2109
PAREDE INVERNO 26
CROSS CONFEC



TAM.

U

R\$ **59,99**

25/12 130 2 1513692200181170

RIACHUELO

15136922001
BONE INFO I24 131
02362 V2109
PAREDE INVERNO 26
CROSS CONFEC



TAM.

U

R\$ **59,99**

25/12 130 2 1513692200181171

RIACHUELO

15136922001
BONE INFO I24 131
02362 V2109
PAREDE INVERNO 26
CROSS CONFEC



TAM.

U

R\$ **59,99**

25/12 130 2 1513692200181172

RIACHUELO

15136922001
BONE INFO I24 131
02362 V2109
PAREDE INVERNO 26
CROSS CONFEC



TAM.

U

R\$ **59,99**

25/12 130 2 1513692200181173

RIACHUELO

15136922001
BONE INFO I24 131
02362 V2109
PAREDE INVERNO 26
CROSS CONFEC



TAM.

U

R\$ **59,99**

25/12 130 2 1513692200181174

RIACHUELO

15136922001
BONE INFO I24 131
02362 V2109
PAREDE INVERNO 26
CROSS CONFEC



TAM.

U

R\$ **59,99**

25/12 130 2 1513692200181175

RIACHUELO

15136922001
BONE INFO I24 131
02362 V2109
PAREDE INVERNO 26
CROSS CONFEC



TAM.

U

R\$ **59,99**

25/12 130 2 1513692200181176

RIACHUELO

15136922001
BONE INFO I24 131
02362 V2109
PAREDE INVERNO 26
CROSS CONFEC



TAM.

U

R\$ **59,99**

25/12 130 2 1513692200181177

RIACHUELO

15136922001
BONE INFO I24 131
02362 V2109
PAREDE INVERNO 26
CROSS CONFEC



TAM.

U

R\$ **59,99**

25/12 130 2 1513692200181178

RIACHUELO

15136922001
BONE INFO I24 131
02362 V2109
PAREDE INVERNO 26
CROSS CONFEC



TAM.

U

R\$ **59,99**

25/12 130 2 1513692200181179

RIACHUELO

15136922001
BONE INFO I24 131
02362 V2109
PAREDE INVERNO 26
CROSS CONFEC



TAM.

U

R\$ **59,99**

25/12 130 2 1513692200181180

RIACHUELO

15136922001
BONE INFO I24 131
02362 V2109
PAREDE INVERNO 26
CROSS CONFEC



TAM.

U

R\$ **59,99**

25/12 130 2 1513692200181181

RIACHUELO

15136922001
BONE INFO I24 131
02362 V2109
PAREDE INVERNO 26
CROSS CONFEC



TAM.

U

R\$ **59,99**

25/12 130 2 1513692200181182

RIACHUELO

15136922001
BONE INFO I24 131
02362 V2109
PAREDE INVERNO 26
CROSS CONFEC



TAM.

U

R\$ **59,99**

25/12 130 2 1513692200181183

RIACHUELO

15136922001
BONE INFO I24 131
02362 V2109
PAREDE INVERNO 26
CROSS CONFEC



TAM.

U

R\$ **59,99**

25/12 130 2 1513692200181184

RIACHUELO

15136922001
BONE INFO I24 131
02362 V2109
PAREDE INVERNO 26
CROSS CONFEC



TAM.

U

R\$ **59,99**

25/12 130 2 1513692200181185

RIACHUELO

15136922001
BONE INFO I24 131
02362 V2109
PAREDE INVERNO 26
CROSS CONFEC



TAM.

U

R\$ **59,99**

25/12 130 2 1513692200181186

RIACHUELO

15136922001
BONE INFO I24 131
02362 V2109
PAREDE INVERNO 26
CROSS CONFEC



TAM.

U

R\$ **59,99**

25/12 130 2 1513692200181187

RIACHUELO

15136922001
BONE INFO I24 131
02362 V2109
PAREDE INVERNO 26
CROSS CONFEC



TAM.

U

R\$ **59,99**

25/12 130 2 1513692200181188

RIACHUELO

15136922001
BONE INFO I24 131
02362 V2109
PAREDE INVERNO 26
CROSS CONFEC



TAM.

U

R\$ **59,99**

25/12 130 2 1513692200181189

RIACHUELO

15136922001
BONE INFO I24 131
02362 V2109
PAREDE INVERNO 26
CROSS CONFEC



TAM.

U

R\$ **59,99**

25/12 130 2 1513692200181190

RIACHUELO

15136922001
BONE INFO I24 131
02362 V2109
PAREDE INVERNO 26
CROSS CONFEC



TAM.

U

R\$ **59,99**

25/12 130 2 1513692200181191

RIACHUELO

15136922001
BONE INFO I24 131
02362 V2109
PAREDE INVERNO 26
CROSS CONFEC



TAM.

U

R\$ **59,99**

25/12 130 2 1513692200181192

RIACHUELO

15136922001
BONE INFO I24 131
02362 V2109
PAREDE INVERNO 26
CROSS CONFEC



TAM.

U

R\$ **59,99**

25/12 130 2 1513692200181193

RIACHUELO

15136922001
BONE INFO I24 131
02362 V2109
PAREDE INVERNO 26
CROSS CONFEC



TAM.

U

R\$ **59,99**

25/12 130 2 1513692200181194

RIACHUELO

15136922001
BONE INFO I24 131
02362 V2109
PAREDE INVERNO 26
CROSS CONFEC



TAM.

U

R\$ **59,99**

25/12 130 2 1513692200181195

RIACHUELO

15136922001
BONE INFO I24 131
02362 V2109
PAREDE INVERNO 26
CROSS CONFEC



TAM.

U

R\$ **59,99**

25/12 130 2 1513692200181196

RIACHUELO

15136922001
BONE INFO I24 131
02362 V2109
PAREDE INVERNO 26
CROSS CONFEC



TAM.

U

R\$ **59,99**

25/12 130 2 1513692200181197

RIACHUELO

15136922001
BONE INFO I24 131
02362 V2109
PAREDE INVERNO 26
CROSS CONFEC



TAM.

U

R\$ **59,99**

25/12 130 2 1513692200181198

RIACHUELO

15136922001
BONE INFO I24 131
02362 V2109
PAREDE INVERNO 26
CROSS CONFEC



TAM.

U

R\$ **59,99**

25/12 130 2 1513692200181199

RIACHUELO

15136922001
BONE INFO I24 131
02362 V2109
PAREDE INVERNO 26
CROSS CONFEC



TAM.

U

R\$ **59,99**

25/12 130 2 1513692200181200

RIACHUELO

15136922001
BONE INFO I24 131
02362 V2109
PAREDE INVERNO 26
CROSS CONFEC



TAM.

U

R\$ **59,99**

25/12 130 2 1513692200181202

RIACHUELO

15136922001
BONE INFO I24 131
02362 V2109
PAREDE INVERNO 26
CROSS CONFEC



TAM.

U

R\$ **59,99**

25/12 130 2 1513692200181202

RIACHUELO

15136922001
BONE INFO I24 131
02362 V2109
PAREDE INVERNO 26
CROSS CONFEC



TAM.

U

R\$ **59,99**

25/12 130 2 1513692200181202

RIACHUELO

15136922001
BONE INFO I24 131
02362 V2109
PAREDE INVERNO 26
CROSS CONFEC



TAM.

U

R\$ **59,99**

25/12 130 2 1513692200181204

RIACHUELO

15136922001
BONE INFO I24 131
02362 V2109
PAREDE INVERNO 26
CROSS CONFEC



TAM.

U

R\$ **59,99**

25/12 130 2 1513692200181205

RIACHUELO

15136922001
BONE INFO I24 131
02362 V2109
PAREDE INVERNO 26
CROSS CONFEC



TAM.

U

R\$ **59,99**

25/12 130 2 1513692200181206

RIACHUELO

15136922001
BONE INFO I24 131
02362 V2109
PAREDE INVERNO 26
CROSS CONFEC



TAM.

U

R\$ **59,99**

25/12 130 2 1513692200181207

RIACHUELO

15136922001
BONE INFO I24 131
02362 V2109
PAREDE INVERNO 26
CROSS CONFEC



TAM.

U

R\$ **59,99**

25/12 130 2 1513692200181208

RIACHUELO

15136922001
BONE INFO I24 131
02362 V2109
PAREDE INVERNO 26
CROSS CONFEC



TAM.

U

R\$ **59,99**

25/12 130 2 1513692200181209

RIACHUELO

15136922001
BONE INFO I24 131
02362 V2109
PAREDE INVERNO 26
CROSS CONFEC



TAM.

U

R\$ **59,99**

25/12 130 2 1513692200181210

RIACHUELO

15136922001
BONE INFO I24 131
02362 V2109
PAREDE INVERNO 26
CROSS CONFEC



TAM.

U

R\$ **59,99**

25/12 130 2 1513692200181211

RIACHUELO

15136922001
BONE INFO I24 131
02362 V2109
PAREDE INVERNO 26
CROSS CONFEC



TAM.

U

R\$ **59,99**

25/12 130 2 1513692200181212

RIACHUELO

15136922001
BONE INFO I24 131
02362 V2109
PAREDE INVERNO 26
CROSS CONFEC



TAM.

U

R\$ **59,99**

25/12 130 2 1513692200181213

RIACHUELO

15136922001
BONE INFO I24 131
02362 V2109
PAREDE INVERNO 26
CROSS CONFEC



TAM.

U

R\$ **59,99**

25/12 130 2 1513692200181214

RIACHUELO

15136922001
BONE INFO I24 131
02362 V2109
PAREDE INVERNO 26
CROSS CONFEC



TAM.

U

R\$ **59,99**

25/12 130 2 1513692200181215

RIACHUELO

15136922001
BONE INFO I24 131
02362 V2109
PAREDE INVERNO 26
CROSS CONFEC



TAM.

U

R\$ **59,99**

25/12 130 2 1513692200181216

RIACHUELO

15136922001
BONE INFO I24 131
02362 V2109
PAREDE INVERNO 26
CROSS CONFEC



TAM.

U

R\$ **59,99**

25/12 130 2 1513692200181217

RIACHUELO

15136922001
BONE INFO I24 131
02362 V2109
PAREDE INVERNO 26
CROSS CONFEC



TAM.

U

R\$ **59,99**

25/12 130 2 1513692200181218

RIACHUELO

15136922001
BONE INFO I24 131
02362 V2109
PAREDE INVERNO 26
CROSS CONFEC



TAM.

U

R\$ **59,99**

25/12 130 2 1513692200181219

RIACHUELO

15136922001
BONE INFO I24 131
02362 V2109
PAREDE INVERNO 26
CROSS CONFEC



TAM.

U

R\$ **59,99**

25/12 130 2 1513692200181220

RIACHUELO

15136922001
BONE INFO I24 131
02362 V2109
PAREDE INVERNO 26
CROSS CONFEC



TAM.

U

R\$ **59,99**

25/12 130 2 1513692200181221

RIACHUELO

15136922001
BONE INFO I24 131
02362 V2109
PAREDE INVERNO 26
CROSS CONFEC



TAM.

U

R\$ **59,99**

25/12 130 2 1513692200181222

RIACHUELO

15136922001
BONE INFO I24 131
02362 V2109
PAREDE INVERNO 26
CROSS CONFEC



TAM.

U

R\$ **59,99**

25/12 130 2 1513692200181223

RIACHUELO

15136922001
BONE INFO I24 131
02362 V2109
PAREDE INVERNO 26
CROSS CONFEC



TAM.

U

R\$ **59,99**

25/12 130 2 1513692200181224

RIACHUELO

15136922001
BONE INFO I24 131
02362 V2109
PAREDE INVERNO 26
CROSS CONFEC



TAM.

U

R\$ **59,99**

25/12 130 2 1513692200181225

RIACHUELO

15136922001
BONE INFO I24 131
02362 V2109
PAREDE INVERNO 26
CROSS CONFEC



TAM.

U

R\$ **59,99**

25/12 130 2 1513692200181226

RIACHUELO

15136922001
BONE INFO I24 131
02362 V2109
PAREDE INVERNO 26
CROSS CONFEC



TAM.

U

R\$ **59,99**

25/12 130 2 1513692200181227

RIACHUELO

15136922001
BONE INFO I24 131
02362 V2109
PAREDE INVERNO 26
CROSS CONFEC



TAM.

U

R\$ **59,99**

25/12 130 2 1513692200181228

RIACHUELO

15136922001
BONE INFO I24 131
02362 V2109
PAREDE INVERNO 26
CROSS CONFEC



TAM.

U

R\$ **59,99**

25/12 130 2 1513692200181229

RIACHUELO

15136922001
BONE INFO I24 131
02362 V2109
PAREDE INVERNO 26
CROSS CONFEC



TAM.

U

R\$ **59,99**

25/12 130 2 1513692200181230

RIACHUELO

15136922001
BONE INFO I24 131
02362 V2109
PAREDE INVERNO 26
CROSS CONFEC



TAM.

U

R\$ **59,99**

25/12 130 2 1513692200181231

RIACHUELO

15136922001
BONE INFO I24 131
02362 V2109
PAREDE INVERNO 26
CROSS CONFEC



TAM.

U

R\$ **59,99**

25/12 130 2 1513692200181232

RIACHUELO

15136922001
BONE INFO I24 131
02362 V2109
PAREDE INVERNO 26
CROSS CONFEC



TAM.

U

R\$ **59,99**

25/12 130 2 1513692200181234

RIACHUELO

15136922001
BONE INFO I24 131
02362 V2109
PAREDE INVERNO 26
CROSS CONFEC



TAM.

U

R\$ **59,99**

25/12 130 2 1513692200181234

RIACHUELO

15136922001
BONE INFO I24 131
02362 V2109
PAREDE INVERNO 26
CROSS CONFEC



TAM.

U

R\$ **59,99**

25/12 130 2 1513692200181235

RIACHUELO

15136922001
BONE INFO I24 131
02362 V2109
PAREDE INVERNO 26
CROSS CONFEC



TAM.

U

R\$ **59,99**

25/12 130 2 1513692200181236

RIACHUELO

15136922001
BONE INFO I24 131
02362 V2109
PAREDE INVERNO 26
CROSS CONFEC



TAM.

U

R\$ **59,99**

25/12 130 2 1513692200181237

RIACHUELO

15136922001
BONE INFO I24 131
02362 V2109
PAREDE INVERNO 26
CROSS CONFEC



TAM.

U

R\$ **59,99**

25/12 130 2 1513692200181238

RIACHUELO

15136922001
BONE INFO I24 131
02362 V2109
PAREDE INVERNO 26
CROSS CONFEC



TAM.

U

R\$ **59,99**

25/12 130 2 1513692200181239

RIACHUELO

15136922001
BONE INFO I24 131
02362 V2109
PAREDE INVERNO 26
CROSS CONFEC



TAM.

U

R\$ **59,99**

25/12 130 2 1513692200181240

RIACHUELO

15136922001
BONE INFO I24 131
02362 V2109
PAREDE INVERNO 26
CROSS CONFEC



TAM.

U

R\$ **59,99**

25/12 130 2 1513692200181241

RIACHUELO

15136922001
BONE INFO I24 131
02362 V2109
PAREDE INVERNO 26
CROSS CONFEC



TAM.

U

R\$ **59,99**

25/12 130 2 1513692200181242

RIACHUELO

15136922001
BONE INFO I24 131
02362 V2109
PAREDE INVERNO 26
CROSS CONFEC



TAM.

U

R\$ **59,99**

25/12 130 2 1513692200181243

RIACHUELO

15136922001
BONE INFO I24 131
02362 V2109
PAREDE INVERNO 26
CROSS CONFEC



TAM.

U

R\$ **59,99**

25/12 130 2 1513692200181244

RIACHUELO

15136922001
BONE INFO I24 131
02362 V2109
PAREDE INVERNO 26
CROSS CONFEC



TAM.

U

R\$ **59,99**

25/12 130 2 1513692200181245

RIACHUELO

15136922001
BONE INFO I24 131
02362 V2109
PAREDE INVERNO 26
CROSS CONFEC



TAM.

U

R\$ **59,99**

25/12 130 2 1513692200181246

RIACHUELO

15136922001
BONE INFO I24 131
02362 V2109
PAREDE INVERNO 26
CROSS CONFEC



TAM.

U

R\$ **59,99**

25/12 130 2 1513692200181247

RIACHUELO

15136922001
BONE INFO I24 131
02362 V2109
PAREDE INVERNO 26
CROSS CONFEC



TAM.

U

R\$ **59,99**

25/12 130 2 1513692200181248

RIACHUELO

15136922001
BONE INFO I24 131
02362 V2109
PAREDE INVERNO 26
CROSS CONFEC



TAM.

U

R\$ **59,99**

25/12 130 2 1513692200181249

RIACHUELO

15136922001
BONE INFO I24 131
02362 V2109
PAREDE INVERNO 26
CROSS CONFEC



TAM.

U

R\$ **59,99**

25/12 130 2 1513692200181250

RIACHUELO

15136922001
BONE INFO I24 131
02362 V2109
PAREDE INVERNO 26
CROSS CONFEC



TAM.

U

R\$ **59,99**

25/12 130 2 1513692200181251

RIACHUELO

15136922001
BONE INFO I24 131
02362 V2109
PAREDE INVERNO 26
CROSS CONFEC



TAM.

U

R\$ **59,99**

25/12 130 2 1513692200181252

RIACHUELO

15136922001
BONE INFO I24 131
02362 V2109
PAREDE INVERNO 26
CROSS CONFEC



TAM.

U

R\$ **59,99**

25/12 130 2 1513692200181253

RIACHUELO

15136922001
BONE INFO I24 131
02362 V2109
PAREDE INVERNO 26
CROSS CONFEC



TAM.

U

R\$ **59,99**

25/12 130 2 1513692200181254

RIACHUELO

15136922001
BONE INFO I24 131
02362 V2109
PAREDE INVERNO 26
CROSS CONFEC



TAM.

U

R\$ **59,99**

25/12 130 2 1513692200181255

RIACHUELO

15136922001
BONE INFO I24 131
02362 V2109
PAREDE INVERNO 26
CROSS CONFEC



TAM.

U

R\$ **59,99**

25/12 130 2 1513692200181256

RIACHUELO

15136922001
BONE INFO I24 131
02362 V2109
PAREDE INVERNO 26
CROSS CONFEC



TAM.

U

R\$ **59,99**

25/12 130 2 1513692200181257

RIACHUELO

15136922001
BONE INFO I24 131
02362 V2109
PAREDE INVERNO 26
CROSS CONFEC



TAM.

U

R\$ **59,99**

25/12 130 2 1513692200181258

RIACHUELO

15136922001
BONE INFO I24 131
02362 V2109
PAREDE INVERNO 26
CROSS CONFEC



TAM.

U

R\$ **59,99**

25/12 130 2 1513692200181259

RIACHUELO

15136922001
BONE INFO I24 131
02362 V2109
PAREDE INVERNO 26
CROSS CONFEC



TAM.

U

R\$ **59,99**

25/12 130 2 1513692200181260

RIACHUELO

15136922001
BONE INFO I24 131
02362 V2109
PAREDE INVERNO 26
CROSS CONFEC



TAM.

U

R\$ **59,99**

25/12 130 2 1513692200181261

RIACHUELO

15136922001
BONE INFO I24 131
02362 V2109
PAREDE INVERNO 26
CROSS CONFEC



TAM.

U

R\$ **59,99**

25/12 130 2 1513692200181262

RIACHUELO

15136922001
BONE INFO I24 131
02362 V2109
PAREDE INVERNO 26
CROSS CONFEC



TAM.

U

R\$ **59,99**

25/12 130 2 1513692200181263

RIACHUELO

15136922001
BONE INFO I24 131
02362 V2109
PAREDE INVERNO 26
CROSS CONFEC



TAM.

U

R\$ **59,99**

25/12 130 2 1513692200181264

RIACHUELO

15136922001
BONE INFO I24 131
02362 V2109
PAREDE INVERNO 26
CROSS CONFEC



TAM.

U

R\$ **59,99**

25/12 130 2 1513692200181265

RIACHUELO

15136922001
BONE INFO I24 131
02362 V2109
PAREDE INVERNO 26
CROSS CONFEC



TAM.

U

R\$ **59,99**

25/12 130 2 1513692200181266

RIACHUELO

15136922001
BONE INFO I24 131
02362 V2109
PAREDE INVERNO 26
CROSS CONFEC



TAM.

U

R\$ **59,99**

25/12 130 2 1513692200181267

RIACHUELO

15136922001
BONE INFO I24 131
02362 V2109
PAREDE INVERNO 26
CROSS CONFEC



TAM.

U

R\$ **59,99**

25/12 130 2 1513692200181268

RIACHUELO

15136922001
BONE INFO I24 131
02362 V2109
PAREDE INVERNO 26
CROSS CONFEC



TAM.

U

R\$ **59,99**

25/12 130 2 1513692200181270

RIACHUELO

15136922001
BONE INFO I24 131
02362 V2109
PAREDE INVERNO 26
CROSS CONFEC



TAM.

U

R\$ **59,99**

25/12 130 2 1513692200181271

RIACHUELO

15136922001
BONE INFO I24 131
02362 V2109
PAREDE INVERNO 26
CROSS CONFEC



TAM.

U

R\$ **59,99**

25/12 130 2 1513692200181272

RIACHUELO

15136922001
BONE INFO I24 131
02362 V2109
PAREDE INVERNO 26
CROSS CONFEC



TAM.

U

R\$ **59,99**

25/12 130 2 1513692200181273

RIACHUELO

15136922001
BONE INFO I24 131
02362 V2109
PAREDE INVERNO 26
CROSS CONFEC



TAM.

U

R\$ **59,99**

25/12 130 2 1513692200181274

RIACHUELO

15136922001
BONE INFO I24 131
02362 V2109
PAREDE INVERNO 26
CROSS CONFEC



TAM.

U

R\$ **59,99**

25/12 130 2 1513692200181275

RIACHUELO

15136922001
BONE INFO I24 131
02362 V2109
PAREDE INVERNO 26
CROSS CONFEC



TAM.

U

R\$ **59,99**

25/12 130 2 1513692200181276

RIACHUELO

15136922001
BONE INFO I24 131
02362 V2109
PAREDE INVERNO 26
CROSS CONFEC



TAM.

U

R\$ **59,99**

25/12 130 2 1513692200181277

RIACHUELO

15136922001
BONE INFO I24 131
02362 V2109
PAREDE INVERNO 26
CROSS CONFEC



TAM.

U

R\$ **59,99**

25/12 130 2 1513692200181278

RIACHUELO

15136922001
BONE INFO I24 131
02362 V2109
PAREDE INVERNO 26
CROSS CONFEC



TAM.

U

R\$ **59,99**

25/12 130 2 1513692200181279

RIACHUELO

15136922001
BONE INFO I24 131
02362 V2109
PAREDE INVERNO 26
CROSS CONFEC



TAM.

U

R\$ **59,99**

25/12 130 2 1513692200181280

RIACHUELO

15136922001
BONE INFO I24 131
02362 V2109
PAREDE INVERNO 26
CROSS CONFEC



TAM.

U

R\$ **59,99**

25/12 130 2 1513692200181281

RIACHUELO

15136922001
BONE INFO I24 131
02362 V2109
PAREDE INVERNO 26
CROSS CONFEC



TAM.

U

R\$ **59,99**

25/12 130 2 1513692200181281

RIACHUELO

15136922001
BONE INFO I24 131
02362 V2109
PAREDE INVERNO 26
CROSS CONFEC



TAM.

U

R\$ **59,99**

25/12 130 2 1513692200181282

RIACHUELO

15136922001
BONE INFO I24 131
02362 V2109
PAREDE INVERNO 26
CROSS CONFEC



TAM.

U

R\$ **59,99**

25/12 130 2 1513692200181283

RIACHUELO

15136922001
BONE INFO I24 131
02362 V2109
PAREDE INVERNO 26
CROSS CONFEC



TAM.

U

R\$ **59,99**

25/12 130 2 1513692200181284

RIACHUELO

15136922001
BONE INFO I24 131
02362 V2109
PAREDE INVERNO 26
CROSS CONFEC



TAM.

U

R\$ **59,99**

25/12 130 2 1513692200181285

RIACHUELO

15136922001
BONE INFO I24 131
02362 V2109
PAREDE INVERNO 26
CROSS CONFEC



TAM.

U

R\$ **59,99**

25/12 130 2 1513692200181286

RIACHUELO

15136922001
BONE INFO I24 131
02362 V2109
PAREDE INVERNO 26
CROSS CONFEC



TAM.

U

R\$ **59,99**

25/12 130 2 1513692200181287

RIACHUELO

15136922001
BONE INFO I24 131
02362 V2109
PAREDE INVERNO 26
CROSS CONFEC



TAM.

U

R\$ **59,99**

25/12 130 2 1513692200181288

RIACHUELO

15136922001
BONE INFO I24 131
02362 V2109
PAREDE INVERNO 26
CROSS CONFEC



TAM.

U

R\$ **59,99**

25/12 130 2 1513692200181289

RIACHUELO

15136922001
BONE INFO I24 131
02362 V2109
PAREDE INVERNO 26
CROSS CONFEC



TAM.

U

R\$ **59,99**

25/12 130 2 1513692200181290

RIACHUELO

15136922001
BONE INFO I24 131
02362 V2109
PAREDE INVERNO 26
CROSS CONFEC



TAM.

U

R\$ **59,99**

25/12 130 2 1513692200181291

RIACHUELO

15136922001
BONE INFO I24 131
02362 V2109
PAREDE INVERNO 26
CROSS CONFEC



TAM.

U

R\$ **59,99**

25/12 130 2 1513692200181292

RIACHUELO

15136922001
BONE INFO I24 131
02362 V2109
PAREDE INVERNO 26
CROSS CONFEC



TAM.

U

R\$ **59,99**

25/12 130 2 1513692200181293

RIACHUELO

15136922001
BONE INFO I24 131
02362 V2109
PAREDE INVERNO 26
CROSS CONFEC



TAM.

U

R\$ **59,99**

25/12 130 2 1513692200181294

RIACHUELO

15136922001
BONE INFO I24 131
02362 V2109
PAREDE INVERNO 26
CROSS CONFEC



TAM.

U

R\$ **59,99**

25/12 130 2 1513692200181295

RIACHUELO

15136922001
BONE INFO I24 131
02362 V2109
PAREDE INVERNO 26
CROSS CONFEC



TAM.

U

R\$ **59,99**

25/12 130 2 1513692200181296

RIACHUELO

15136922001
BONE INFO I24 131
02362 V2109
PAREDE INVERNO 26
CROSS CONFEC



TAM.

U

R\$ **59,99**

25/12 130 2 1513692200181297

RIACHUELO

15136922001
BONE INFO I24 131
02362 V2109
PAREDE INVERNO 26
CROSS CONFEC



TAM.

U

R\$ **59,99**

25/12 130 2 1513692200181298

RIACHUELO

15136922001
BONE INFO I24 131
02362 V2109
PAREDE INVERNO 26
CROSS CONFEC



TAM.

U

R\$ **59,99**

25/12 130 2 1513692200181299

RIACHUELO

15136922001
BONE INFO I24 131
02362 V2109
PAREDE INVERNO 26
CROSS CONFEC



TAM.

U

R\$ **59,99**

25/12 130 2 1513692200181300

RIACHUELO

15136922001
BONE INFO I24 131
02362 V2109
PAREDE INVERNO 26
CROSS CONFEC



TAM.

U

R\$ **59,99**

25/12 130 2 1513692200181301

RIACHUELO

15136922001
BONE INFO I24 131
02362 V2109
PAREDE INVERNO 26
CROSS CONFEC



TAM.

U

R\$ **59,99**

25/12 130 2 1513692200181302

RIACHUELO

15136922001
BONE INFO I24 131
02362 V2109
PAREDE INVERNO 26
CROSS CONFEC



TAM.

U

R\$ **59,99**

25/12 130 2 1513692200181303

RIACHUELO

15136922001
BONE INFO I24 131
02362 V2109
PAREDE INVERNO 26
CROSS CONFEC



TAM.

U

R\$ **59,99**

25/12 130 2 1513692200181304

RIACHUELO

15136922001
BONE INFO I24 131
02362 V2109
PAREDE INVERNO 26
CROSS CONFEC



TAM.

U

R\$ **59,99**

25/12 130 2 1513692200181305

RIACHUELO

15136922001
BONE INFO I24 131
02362 V2109
PAREDE INVERNO 26
CROSS CONFEC



TAM.

U

R\$ **59,99**

25/12 130 2 1513692200181306

RIACHUELO

15136922001
BONE INFO I24 131
02362 V2109
PAREDE INVERNO 26
CROSS CONFEC



TAM.

U

R\$ **59,99**

25/12 130 2 1513692200181307

RIACHUELO

15136922001
BONE INFO I24 131
02362 V2109
PAREDE INVERNO 26
CROSS CONFEC



TAM.

U

R\$ **59,99**

25/12 130 2 1513692200181308

RIACHUELO

15136922001
BONE INFO I24 131
02362 V2109
PAREDE INVERNO 26
CROSS CONFEC



TAM.

U

R\$ **59,99**

25/12 130 2 1513692200181309

RIACHUELO

15136922001
BONE INFO I24 131
02362 V2109
PAREDE INVERNO 26
CROSS CONFEC



TAM.

U

R\$ **59,99**

25/12 130 2 1513692200181310

RIACHUELO

15136922001
BONE INFO I24 131
02362 V2109
PAREDE INVERNO 26
CROSS CONFEC



TAM.

U

R\$ **59,99**

25/12 130 2 1513692200181311

RIACHUELO

15136922001
BONE INFO I24 131
02362 V2109
PAREDE INVERNO 26
CROSS CONFEC



TAM.

U

R\$ **59,99**

25/12 130 2 1513692200181312

RIACHUELO

15136922001
BONE INFO I24 131
02362 V2109
PAREDE INVERNO 26
CROSS CONFEC



TAM.

U

R\$ **59,99**

25/12 130 2 1513692200181313

RIACHUELO

15136922001
BONE INFO I24 131
02362 V2109
PAREDE INVERNO 26
CROSS CONFEC



TAM.

U

R\$ **59,99**

25/12 130 2 1513692200181314

RIACHUELO

15136922001
BONE INFO I24 131
02362 V2109
PAREDE INVERNO 26
CROSS CONFEC



TAM.

U

R\$ **59,99**

25/12 130 2 1513692200181315

RIACHUELO

15136922001
BONE INFO I24 131
02362 V2109
PAREDE INVERNO 26
CROSS CONFEC



TAM.

U

R\$ **59,99**

25/12 130 2 1513692200181316

RIACHUELO

15136922001
BONE INFO I24 131
02362 V2109
PAREDE INVERNO 26
CROSS CONFEC



TAM.

U

R\$ **59,99**

25/12 130 2 1513692200181317

RIACHUELO

15136922001
BONE INFO I24 131
02362 V2109
PAREDE INVERNO 26
CROSS CONFEC



TAM.

U

R\$ **59,99**

25/12 130 2 1513692200181318

RIACHUELO

15136922001
BONE INFO I24 131
02362 V2109
PAREDE INVERNO 26
CROSS CONFEC



TAM.

U

R\$ **59,99**

25/12 130 2 1513692200181319

RIACHUELO

15136922001
BONE INFO I24 131
02362 V2109
PAREDE INVERNO 26
CROSS CONFEC



TAM.

U

R\$ **59,99**

25/12 130 2 1513692200181320

RIACHUELO

15136922001
BONE INFO I24 131
02362 V2109
PAREDE INVERNO 26
CROSS CONFEC



TAM.

U

R\$ **59,99**

25/12 130 2 1513692200181321

RIACHUELO

15136922001
BONE INFO I24 131
02362 V2109
PAREDE INVERNO 26
CROSS CONFEC



TAM.

U

R\$ **59,99**

25/12 130 2 1513692200181322

RIACHUELO

15136922001
BONE INFO I24 131
02362 V2109
PAREDE INVERNO 26
CROSS CONFEC



TAM.

U

R\$ **59,99**

25/12 130 2 1513692200181323

RIACHUELO

15136922001
BONE INFO I24 131
02362 V2109
PAREDE INVERNO 26
CROSS CONFEC



TAM.

U

R\$ **59,99**

25/12 130 2 1513692200181324

RIACHUELO

15136922001
BONE INFO I24 131
02362 V2109
PAREDE INVERNO 26
CROSS CONFEC



TAM.

U

R\$ **59,99**

25/12 130 2 1513692200181325

RIACHUELO

15136922001
BONE INFO I24 131
02362 V2109
PAREDE INVERNO 26
CROSS CONFEC



TAM.

U

R\$ **59,99**

25/12 130 2 1513692200181326

RIACHUELO

15136922001
BONE INFO I24 131
02362 V2109
PAREDE INVERNO 26
CROSS CONFEC



TAM.

U

R\$ **59,99**

25/12 130 2 1513692200181327

RIACHUELO

15136922001
BONE INFO I24 131
02362 V2109
PAREDE INVERNO 26
CROSS CONFEC



TAM.

U

R\$ **59,99**

25/12 130 2 1513692200181328

RIACHUELO

15136922001
BONE INFO I24 131
02362 V2109
PAREDE INVERNO 26
CROSS CONFEC



TAM.

U

R\$ **59,99**

25/12 130 2 1513692200181329

RIACHUELO

15136922001
BONE INFO I24 131
02362 V2109
PAREDE INVERNO 26
CROSS CONFEC



TAM.

U

R\$ **59,99**

25/12 130 2 1513692200181330

RIACHUELO

15136922001
BONE INFO I24 131
02362 V2109
PAREDE INVERNO 26
CROSS CONFEC



TAM.

U

R\$ **59,99**

25/12 130 2 1513692200181331

RIACHUELO

15136922001
BONE INFO I24 131
02362 V2109
PAREDE INVERNO 26
CROSS CONFEC



TAM.

U

R\$ **59,99**

25/12 130 2 1513692200181332

RIACHUELO

15136922001
BONE INFO I24 131
02362 V2109
PAREDE INVERNO 26
CROSS CONFEC



TAM.

U

R\$ **59,99**

25/12 130 2 1513692200181333

RIACHUELO

15136922001
BONE INFO I24 131
02362 V2109
PAREDE INVERNO 26
CROSS CONFEC



TAM.

U

R\$ **59,99**

25/12 130 2 1513692200181334

RIACHUELO

15136922001
BONE INFO I24 131
02362 V2109
PAREDE INVERNO 26
CROSS CONFEC



TAM.

U

R\$ **59,99**

25/12 130 2 1513692200181335

RIACHUELO

15136922001
BONE INFO I24 131
02362 V2109
PAREDE INVERNO 26
CROSS CONFEC



TAM.

U

R\$ **59,99**

25/12 130 2 1513692200181336

RIACHUELO

15136922001
BONE INFO I24 131
02362 V2109
PAREDE INVERNO 26
CROSS CONFEC



TAM.

U

R\$ **59,99**

25/12 130 2 1513692200181337

RIACHUELO

15136922001
BONE INFO I24 131
02362 V2109
PAREDE INVERNO 26
CROSS CONFEC



TAM.

U

R\$ **59,99**

25/12 130 2 1513692200181338

RIACHUELO

15136922001
BONE INFO I24 131
02362 V2109
PAREDE INVERNO 26
CROSS CONFEC



TAM.

U

R\$ **59,99**

25/12 130 2 1513692200181339

RIACHUELO

15136922001
BONE INFO I24 131
02362 V2109
PAREDE INVERNO 26
CROSS CONFEC



TAM.

U

R\$ **59,99**

25/12 130 2 1513692200181340

RIACHUELO

15136922001
BONE INFO I24 131
02362 V2109
PAREDE INVERNO 26
CROSS CONFEC



TAM.

U

R\$ **59,99**

25/12 130 2 1513692200181341

RIACHUELO

15136922001
BONE INFO I24 131
02362 V2109
PAREDE INVERNO 26
CROSS CONFEC



TAM.

U

R\$ **59,99**

25/12 130 2 1513692200181342

RIACHUELO

15136922001
BONE INFO I24 131
02362 V2109
PAREDE INVERNO 26
CROSS CONFEC



TAM.

U

R\$ **59,99**

25/12 130 2 1513692200181343

RIACHUELO

15136922001
BONE INFO I24 131
02362 V2109
PAREDE INVERNO 26
CROSS CONFEC



TAM.

U

R\$ **59,99**

25/12 130 2 1513692200181344

RIACHUELO

15136922001
BONE INFO I24 131
02362 V2109
PAREDE INVERNO 26
CROSS CONFEC



TAM.

U

R\$ **59,99**

25/12 130 2 1513692200181345

RIACHUELO

15136922001
BONE INFO I24 131
02362 V2109
PAREDE INVERNO 26
CROSS CONFEC



TAM.

U

R\$ **59,99**

25/12 130 2 1513692200181346

RIACHUELO

15136922001
BONE INFO I24 131
02362 V2109
PAREDE INVERNO 26
CROSS CONFEC



TAM.

U

R\$ **59,99**

25/12 130 2 1513692200181347

RIACHUELO

15136922001
BONE INFO I24 131
02362 V2109
PAREDE INVERNO 26
CROSS CONFEC



TAM.

U

R\$ **59,99**

25/12 130 2 1513692200181348

RIACHUELO

15136922001
BONE INFO I24 131
02362 V2109
PAREDE INVERNO 26
CROSS CONFEC



TAM.

U

R\$ **59,99**

25/12 130 2 1513692200181349

RIACHUELO

15136922001
BONE INFO I24 131
02362 V2109
PAREDE INVERNO 26
CROSS CONFEC



TAM.

U

R\$ **59,99**

25/12 130 2 1513692200181350

RIACHUELO

15136922001
BONE INFO I24 131
02362 V2109
PAREDE INVERNO 26
CROSS CONFEC



TAM.

U

R\$ **59,99**

25/12 130 2 1513692200181351

RIACHUELO

15136922001
BONE INFO I24 131
02362 V2109
PAREDE INVERNO 26
CROSS CONFEC



TAM.

U

R\$ **59,99**

25/12 130 2 1513692200181352

RIACHUELO

15136922001
BONE INFO I24 131
02362 V2109
PAREDE INVERNO 26
CROSS CONFEC



TAM.

U

R\$ **59,99**

25/12 130 2 1513692200181353

RIACHUELO

15136922001
BONE INFO I24 131
02362 V2109
PAREDE INVERNO 26
CROSS CONFEC



TAM.

U

R\$ **59,99**

25/12 130 2 1513692200181354

RIACHUELO

15136922001
BONE INFO I24 131
02362 V2109
PAREDE INVERNO 26
CROSS CONFEC



TAM.

U

R\$ **59,99**

25/12 130 2 1513692200181355

RIACHUELO

15136922001
BONE INFO I24 131
02362 V2109
PAREDE INVERNO 26
CROSS CONFEC



TAM.

U

R\$ **59,99**

25/12 130 2 1513692200181356

RIACHUELO

15136922001
BONE INFO I24 131
02362 V2109
PAREDE INVERNO 26
CROSS CONFEC



TAM.

U

R\$ **59,99**

25/12 130 2 1513692200181357

RIACHUELO

15136922001
BONE INFO I24 131
02362 V2109
PAREDE INVERNO 26
CROSS CONFEC



TAM.

U

R\$ **59,99**

25/12 130 2 1513692200181358

RIACHUELO

15136922001
BONE INFO I24 131
02362 V2109
PAREDE INVERNO 26
CROSS CONFEC



TAM.

U

R\$ **59,99**

25/12 130 2 1513692200181359

RIACHUELO

15136922001
BONE INFO I24 131
02362 V2109
PAREDE INVERNO 26
CROSS CONFEC



TAM.

U

R\$ **59,99**

25/12 130 2 1513692200181360

RIACHUELO

15136922001
BONE INFO I24 131
02362 V2109
PAREDE INVERNO 26
CROSS CONFEC



TAM.

U

R\$ **59,99**

25/12 130 2 1513692200181361

RIACHUELO

15136922001
BONE INFO I24 131
02362 V2109
PAREDE INVERNO 26
CROSS CONFEC



TAM.

U

R\$ **59,99**

25/12 130 2 1513692200181362

RIACHUELO

15136922001
BONE INFO I24 131
02362 V2109
PAREDE INVERNO 26
CROSS CONFEC



TAM.

U

R\$ **59,99**

25/12 130 2 1513692200181363

RIACHUELO

15136922001
BONE INFO I24 131
02362 V2109
PAREDE INVERNO 26
CROSS CONFEC



TAM.

U

R\$ **59,99**

25/12 130 2 1513692200181364

RIACHUELO

15136922001
BONE INFO I24 131
02362 V2109
PAREDE INVERNO 26
CROSS CONFEC



TAM.

U

R\$ **59,99**

25/12 130 2 1513692200181365

RIACHUELO

15136922001
BONE INFO I24 131
02362 V2109
PAREDE INVERNO 26
CROSS CONFEC



TAM.

U

R\$ **59,99**

25/12 130 2 1513692200181366

RIACHUELO

15136922001
BONE INFO I24 131
02362 V2109
PAREDE INVERNO 26
CROSS CONFEC



TAM.

U

R\$ **59,99**

25/12 130 2 1513692200181367

RIACHUELO

15136922001
BONE INFO I24 131
02362 V2109
PAREDE INVERNO 26
CROSS CONFEC



TAM.

U

R\$ **59,99**

25/12 130 2 1513692200181368

RIACHUELO

15136922001
BONE INFO I24 131
02362 V2109
PAREDE INVERNO 26
CROSS CONFEC



TAM.

U

R\$ **59,99**

25/12 130 2 1513692200181369

RIACHUELO

15136922001
BONE INFO I24 131
02362 V2109
PAREDE INVERNO 26
CROSS CONFEC



TAM.

U

R\$ **59,99**

25/12 130 2 1513692200181370

RIACHUELO

15136922001
BONE INFO I24 131
02362 V2109
PAREDE INVERNO 26
CROSS CONFEC



TAM.

U

R\$ **59,99**

25/12 130 2 1513692200181371

RIACHUELO

15136922001
BONE INFO I24 131
02362 V2109
PAREDE INVERNO 26
CROSS CONFEC



TAM.

U

R\$ **59,99**

25/12 130 2 1513692200181372

RIACHUELO

15136922001
BONE INFO I24 131
02362 V2109
PAREDE INVERNO 26
CROSS CONFEC



TAM.

U

R\$ **59,99**

25/12 130 2 1513692200181373

RIACHUELO

15136922001
BONE INFO I24 131
02362 V2109
PAREDE INVERNO 26
CROSS CONFEC



TAM.

U

R\$ **59,99**

25/12 130 2 1513692200181374

RIACHUELO

15136922001
BONE INFO I24 131
02362 V2109
PAREDE INVERNO 26
CROSS CONFEC



TAM.

U

R\$ **59,99**

25/12 130 2 1513692200181375

RIACHUELO

15136922001
BONE INFO I24 131
02362 V2109
PAREDE INVERNO 26
CROSS CONFEC



TAM.

U

R\$ **59,99**

25/12 130 2 1513692200181376

RIACHUELO

15136922001
BONE INFO I24 131
02362 V2109
PAREDE INVERNO 26
CROSS CONFEC



TAM.

U

R\$ **59,99**

25/12 130 2 1513692200181377

RIACHUELO

15136922001
BONE INFO I24 131
02362 V2109
PAREDE INVERNO 26
CROSS CONFEC



TAM.

U

R\$ **59,99**

25/12 130 2 1513692200181378

RIACHUELO

15136922001
BONE INFO I24 131
02362 V2109
PAREDE INVERNO 26
CROSS CONFEC



TAM.

U

R\$ **59,99**

25/12 130 2 1513692200181379

RIACHUELO

15136922001
BONE INFO I24 131
02362 V2109
PAREDE INVERNO 26
CROSS CONFEC



TAM.

U

R\$ **59,99**

25/12 130 2 1513692200181380

RIACHUELO

15136922001
BONE INFO I24 131
02362 V2109
PAREDE INVERNO 26
CROSS CONFEC



TAM.

U

R\$ **59,99**

25/12 130 2 1513692200181381

RIACHUELO

15136922001
BONE INFO I24 131
02362 V2109
PAREDE INVERNO 26
CROSS CONFEC



TAM.

U

R\$ **59,99**

25/12 130 2 1513692200181382

RIACHUELO

15136922001
BONE INFO I24 131
02362 V2109
PAREDE INVERNO 26
CROSS CONFEC



TAM.

U

R\$ **59,99**

25/12 130 2 1513692200181383

RIACHUELO

15136922001
BONE INFO I24 131
02362 V2109
PAREDE INVERNO 26
CROSS CONFEC



TAM.

U

R\$ **59,99**

25/12 130 2 1513692200181384

RIACHUELO

15136922001
BONE INFO I24 131
02362 V2109
PAREDE INVERNO 26
CROSS CONFEC



TAM.

U

R\$ **59,99**

25/12 130 2 1513692200181385

RIACHUELO

15136922001
BONE INFO I24 131
02362 V2109
PAREDE INVERNO 26
CROSS CONFEC



TAM.

U

R\$ **59,99**

25/12 130 2 1513692200181386

RIACHUELO

15136922001
BONE INFO I24 131
02362 V2109
PAREDE INVERNO 26
CROSS CONFEC



TAM.

U

R\$ **59,99**

25/12 130 2 1513692200181387

RIACHUELO

15136922001
BONE INFO I24 131
02362 V2109
PAREDE INVERNO 26
CROSS CONFEC



TAM.

U

R\$ **59,99**

25/12 130 2 1513692200181388

RIACHUELO

15136922001
BONE INFO I24 131
02362 V2109
PAREDE INVERNO 26
CROSS CONFEC



TAM.

U

R\$ **59,99**

25/12 130 2 1513692200181389

RIACHUELO

15136922001
BONE INFO I24 131
02362 V2109
PAREDE INVERNO 26
CROSS CONFEC



TAM.

U

R\$ **59,99**

25/12 130 2 1513692200181390

RIACHUELO

15136922001
BONE INFO I24 131
02362 V2109
PAREDE INVERNO 26
CROSS CONFEC



TAM.

U

R\$ **59,99**

25/12 130 2 1513692200181391

RIACHUELO

15136922001
BONE INFO I24 131
02362 V2109
PAREDE INVERNO 26
CROSS CONFEC



TAM.

U

R\$ **59,99**

25/12 130 2 1513692200181392

RIACHUELO

15136922001
BONE INFO I24 131
02362 V2109
PAREDE INVERNO 26
CROSS CONFEC



TAM.

U

R\$ **59,99**